

# 16 OSCILLATORY MOTION AND WAVES



**Figure 16.1** There are at least four types of waves in this picture—only the water waves are evident. There are also sound waves, light waves, and waves on the guitar strings. (credit: John Norton)

## Chapter Outline

- 16.1. Hooke's Law: Stress and Strain Revisited
- 16.2. Period and Frequency in Oscillations
- 16.3. Simple Harmonic Motion: A Special Periodic Motion
- 16.4. The Simple Pendulum
- 16.5. Energy and the Simple Harmonic Oscillator
- 16.6. Uniform Circular Motion and Simple Harmonic Motion
- 16.7. Damped Harmonic Motion
- 16.8. Forced Oscillations and Resonance
- 16.9. Waves
- 16.10. Superposition and Interference
- 16.11. Energy in Waves: Intensity

### Connection for AP® Courses

In this chapter, students are introduced to oscillation, the regular variation in the position of a system about a central point accompanied by transfer of energy and momentum, and to **waves**. A child's swing, a pendulum, a spring, and a vibrating string are all examples of oscillations. This chapter will address simple harmonic motion and periods of vibration, aspects of oscillation that produce waves, a common phenomenon in everyday life. Waves carry energy from one place to another." This chapter will show how harmonic oscillations produce waves that transport energy across space and through time. The information and examples presented support Big Ideas 1, 2, and 3 of the AP® Physics Curriculum Framework.

The chapter opens by discussing the forces that govern oscillations and waves. It goes on to discuss important concepts such as **simple harmonic motion**, uniform harmonic motion, and damped harmonic motion. You will also learn about energy in simple harmonic motion and how it changes from kinetic to potential, and how the total sum, which would be the mechanical energy of the oscillator, remains constant or conserved at all times. The chapter also discusses characteristics of waves, such as their frequency, period of oscillation, and the forms in which they can exist, i.e., transverse or longitudinal. The chapter ends by discussing what happens when two or more waves overlap and how the **amplitude** of the resultant wave changes, leading to the phenomena of **superposition** and **interference**.

The concepts in this chapter support:

**Big Idea 3** The interactions of an object with other objects can be described by forces.

Enduring Understanding 3.B Classically, the acceleration of an object interacting with other objects can be predicted by using

$$\vec{a} = \sum \frac{\vec{F}}{m} .$$

Essential Knowledge 3.B.3 Restoring forces can result in oscillatory motion. When a linear restoring force is exerted on an object displaced from an equilibrium position, the object will undergo a special type of motion called simple harmonic motion. Examples should include gravitational force exerted by the Earth on a simple pendulum and a mass-spring oscillator.

**Big Idea 4** Interactions between systems can result in changes in those systems.

Enduring Understanding 4.C Interactions with other objects or systems can change the total energy of a system.

Essential Knowledge 4.C.1 The energy of a system includes its kinetic energy, potential energy, and microscopic internal energy. Examples should include gravitational potential energy, elastic potential energy, and kinetic energy.

Essential Knowledge 4.C.2 Mechanical energy (the sum of kinetic and potential energy) is transferred into or out of a system when an external force is exerted on a system such that a component of the force is parallel to its displacement. The process through which the energy is transferred is called work.

**Big Idea 5** Changes that occur as a result of interactions are constrained by conservation laws.

Enduring Understanding 5.B The energy of a system is conserved.

Essential Knowledge 5.B.2 A system with internal structure can have internal energy, and changes in a system's internal structure can result in changes in internal energy. [Physics 1: includes mass-spring oscillators and simple pendulums. Physics 2: includes charged object in electric fields and examining changes in internal energy with changes in configuration.]

**Big Idea 6** Waves can transfer energy and momentum from one location to another without the permanent transfer of mass and serve as a mathematical model for the description of other phenomena.

Enduring Understanding 6.A A wave is a traveling disturbance that transfers energy and momentum.

Essential Knowledge 6.A.1 Waves can propagate via different oscillation modes such as transverse and longitudinal.

Essential Knowledge 6.A.2 For propagation, mechanical waves require a medium, while electromagnetic waves do not require a physical medium. Examples should include light traveling through a vacuum and sound not traveling through a vacuum.

Essential Knowledge 6.A.3 The amplitude is the maximum displacement of a wave from its equilibrium value.

Essential Knowledge 6.A.4 Classically, the energy carried by a wave depends on and increases with amplitude. Examples should include sound waves.

Enduring Understanding 6.B A periodic wave is one that repeats as a function of both time and position and can be described by its amplitude, frequency, wavelength, speed, and energy.

Essential Knowledge 6.B.1 The period is the repeat time of the wave. The frequency is the number of repetitions over a period of time.

Essential Knowledge 6.B.2 The wavelength is the repeat distance of the wave.

Essential Knowledge 6.B.3 A simple wave can be described by an equation involving one sine or cosine function involving the wavelength, amplitude, and frequency of the wave.

Essential Knowledge 6.B.4 The wavelength is the ratio of speed over frequency.

Enduring Understanding 6.C Only waves exhibit interference and diffraction.

Essential Knowledge 6.C.1 When two waves cross, they travel through each other; they do not bounce off each other. Where the waves overlap, the resulting displacement can be determined by adding the displacements of the two waves. This is called superposition.

Enduring Understanding 6.D Interference and superposition lead to standing waves and beats.

Essential Knowledge 6.D.1 Two or more wave pulses can interact in such a way as to produce amplitude variations in the resultant wave. When two pulses cross, they travel through each other; they do not bounce off each other. Where the pulses overlap, the resulting displacement can be determined by adding the displacements of the two pulses. This is called superposition.

Essential Knowledge 6.D.2 Two or more traveling waves can interact in such a way as to produce amplitude variations in the resultant wave.

Essential Knowledge 6.D.3 Standing waves are the result of the addition of incident and reflected waves that are confined to a region and have nodes and antinodes. Examples should include waves on a fixed length of string, and sound waves in both closed and open tubes.

Essential Knowledge 6.D.4 The possible wavelengths of a standing wave are determined by the size of the region to which it is confined.

Essential Knowledge 6.D.5 Beats arise from the addition of waves of slightly different frequency.

## 16.1 Hooke's Law: Stress and Strain Revisited

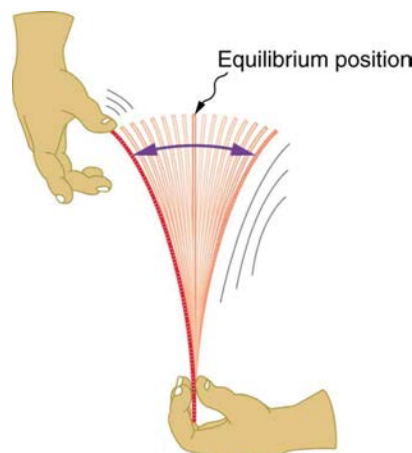
### Learning Objectives

By the end of this section, you will be able to:

- Explain Newton's third law of motion with respect to stress and deformation.
- Describe the restoring force and displacement.
- Use Hooke's law of deformation, and calculate stored energy in a spring.

The information presented in this section supports the following AP® learning objectives and science practices:

- **3.B.3.3** The student can analyze data to identify qualitative or quantitative relationships between given values and variables (i.e., force, displacement, acceleration, velocity, period of motion, frequency, spring constant, string length, mass) associated with objects in oscillatory motion to use that data to determine the value of an unknown. **(S.P. 2.2, 5.1)**
- **3.B.3.4** The student is able to construct a qualitative and/or a quantitative explanation of oscillatory behavior given evidence of a restoring force. **(S.P. 2.2, 6.2)**



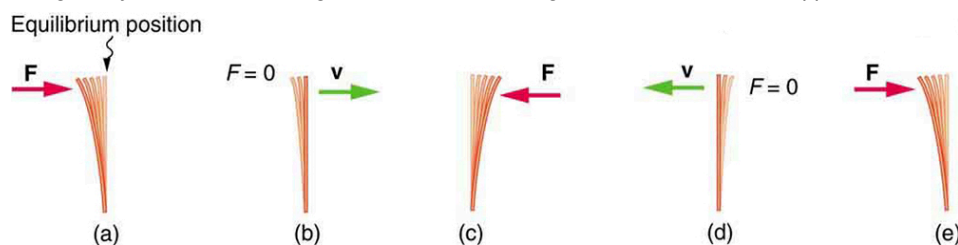
**Figure 16.2** When displaced from its vertical equilibrium position, this plastic ruler oscillates back and forth because of the restoring force opposing displacement. When the ruler is on the left, there is a force to the right, and vice versa.

Newton's first law implies that an object oscillating back and forth is experiencing forces. Without force, the object would move in a straight line at a constant speed rather than oscillate. Consider, for example, plucking a plastic ruler to the left as shown in **Figure 16.2**. The deformation of the ruler creates a force in the opposite direction, known as a **restoring force**. Once released, the restoring force causes the ruler to move back toward its stable equilibrium position, where the net force on it is zero. However, by the time the ruler gets there, it gains momentum and continues to move to the right, producing the opposite deformation. It is then forced to the left, back through equilibrium, and the process is repeated until dissipative forces dampen the motion. These forces remove mechanical energy from the system, gradually reducing the motion until the ruler comes to rest.

The simplest oscillations occur when the restoring force is directly proportional to displacement. When stress and strain were covered in **Newton's Third Law of Motion**, the name was given to this relationship between force and displacement was Hooke's law:

$$F = -kx. \quad (16.1)$$

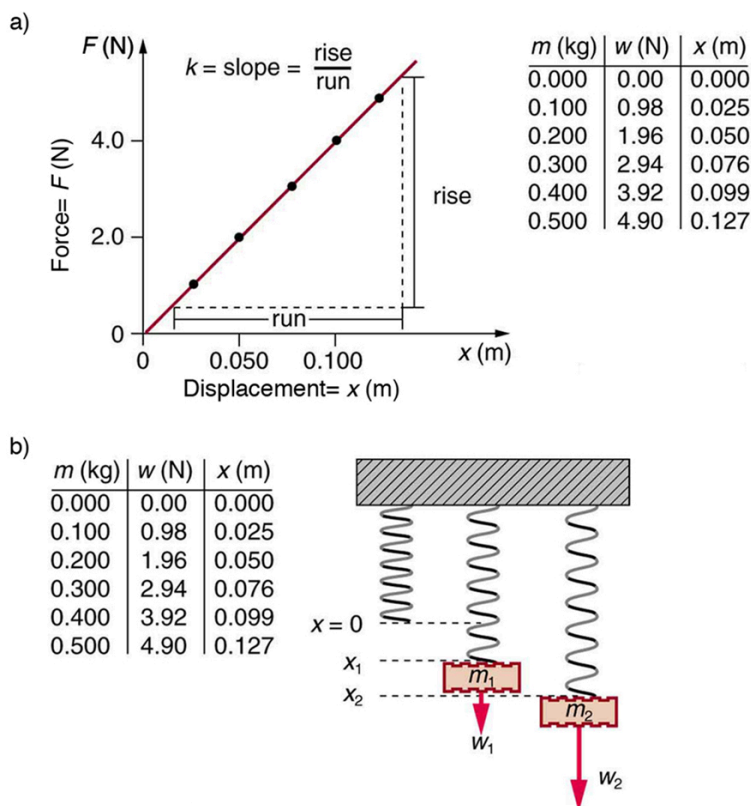
Here,  $F$  is the restoring force,  $x$  is the displacement from equilibrium or **deformation**, and  $k$  is a constant related to the difficulty in deforming the system. The minus sign indicates the restoring force is in the direction opposite to the displacement.



**Figure 16.3** (a) The plastic ruler has been released, and the restoring force is returning the ruler to its equilibrium position. (b) The net force is zero at the equilibrium position, but the ruler has momentum and continues to move to the right. (c) The restoring force is in the opposite direction. It stops the ruler and moves it back toward equilibrium again. (d) Now the ruler has momentum to the left. (e) In the absence of damping (caused by frictional forces), the ruler reaches its original position. From there, the motion will repeat itself.

The **force constant**  $k$  is related to the rigidity (or stiffness) of a system—the larger the force constant, the greater the restoring

force, and the stiffer the system. The units of  $k$  are newtons per meter (N/m). For example,  $k$  is directly related to Young's modulus when we stretch a string. **Figure 16.4** shows a graph of the absolute value of the restoring force versus the displacement for a system that can be described by Hooke's law—a simple spring in this case. The slope of the graph equals the force constant  $k$  in newtons per meter. A common physics laboratory exercise is to measure restoring forces created by springs, determine if they follow Hooke's law, and calculate their force constants if they do.



**Figure 16.4** (a) A graph of absolute value of the restoring force versus displacement is displayed. The fact that the graph is a straight line means that the system obeys Hooke's law. The slope of the graph is the force constant  $k$ . (b) The data in the graph were generated by measuring the displacement of a spring from equilibrium while supporting various weights. The restoring force equals the weight supported, if the mass is stationary.

### Example 16.1 How Stiff Are Car Springs?



**Figure 16.5** The mass of a car increases due to the introduction of a passenger. This affects the displacement of the car on its suspension system. (credit: exfordy on Flickr)

What is the force constant for the suspension system of a car that settles 1.20 cm when an 80.0-kg person gets in?

**Strategy**

Consider the car to be in its equilibrium position  $x = 0$  before the person gets in. The car then settles down 1.20 cm, which means it is displaced to a position  $x = -1.20 \times 10^{-2}$  m. At that point, the springs supply a restoring force  $F$  equal to the person's weight  $w = mg = (80.0 \text{ kg})(9.80 \text{ m/s}^2) = 784 \text{ N}$ . We take this force to be  $F$  in Hooke's law. Knowing  $F$  and  $x$ , we can then solve the force constant  $k$ .

**Solution**

1. Solve Hooke's law,  $F = -kx$ , for  $k$ :

$$k = -\frac{F}{x}. \quad (16.2)$$

Substitute known values and solve  $k$ :

$$\begin{aligned} k &= -\frac{784 \text{ N}}{-1.20 \times 10^{-2} \text{ m}} \\ &= 6.53 \times 10^4 \text{ N/m}. \end{aligned} \quad (16.3)$$

**Discussion**

Note that  $F$  and  $x$  have opposite signs because they are in opposite directions—the restoring force is up, and the displacement is down. Also, note that the car would oscillate up and down when the person got in if it were not for damping (due to frictional forces) provided by shock absorbers. Bouncing cars are a sure sign of bad shock absorbers.

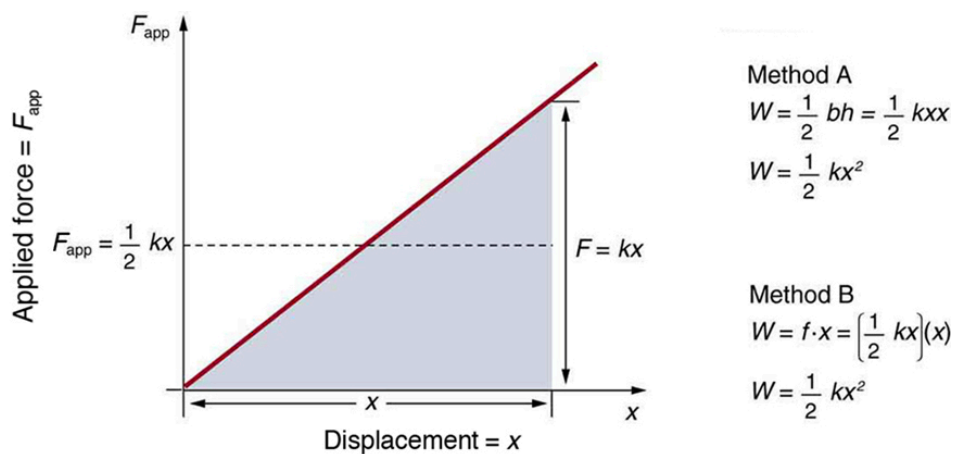
**Energy in Hooke's Law of Deformation**

In order to produce a deformation, work must be done. That is, a force must be exerted through a distance, whether you pluck a guitar string or compress a car spring. If the only result is deformation, and no work goes into thermal, sound, or kinetic energy, then all the work is initially stored in the deformed object as some form of potential energy. The potential energy stored in a spring is  $\text{PE}_{\text{el}} = \frac{1}{2}kx^2$ . Here, we generalize the idea to elastic potential energy for a deformation of any system that can be described by Hooke's law. Hence,

$$\text{PE}_{\text{el}} = \frac{1}{2}kx^2, \quad (16.4)$$

where  $\text{PE}_{\text{el}}$  is the **elastic potential energy** stored in any deformed system that obeys Hooke's law and has a displacement  $x$  from equilibrium and a force constant  $k$ .

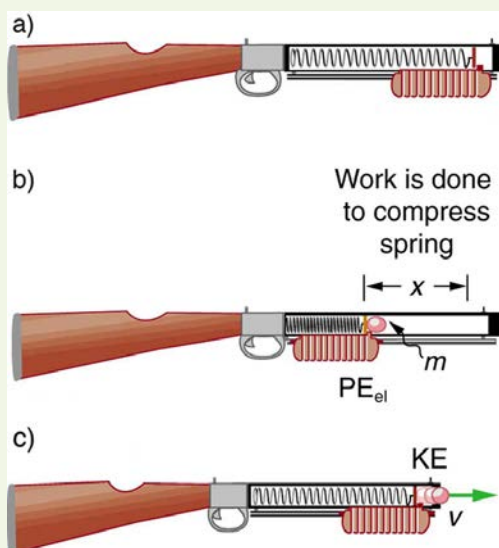
It is possible to find the work done in deforming a system in order to find the energy stored. This work is performed by an applied force  $F_{\text{app}}$ . The applied force is exactly opposite to the restoring force (action-reaction), and so  $F_{\text{app}} = kx$ . **Figure 16.6** shows a graph of the applied force versus deformation  $x$  for a system that can be described by Hooke's law. Work done on the system is force multiplied by distance, which equals the area under the curve or  $(1/2)kx^2$  (Method A in the figure). Another way to determine the work is to note that the force increases linearly from 0 to  $kx$ , so that the average force is  $(1/2)kx$ , the distance moved is  $x$ , and thus  $W = F_{\text{app}}d = [(1/2)kx](x) = (1/2)kx^2$  (Method B in the figure).



**Figure 16.6** A graph of applied force versus distance for the deformation of a system that can be described by Hooke's law is displayed. The work done on the system equals the area under the graph or the area of the triangle, which is half its base multiplied by its height, or  $W = (1/2)kx^2$ .

### Example 16.2 Calculating Stored Energy: A Tranquilizer Gun Spring

We can use a toy gun's spring mechanism to ask and answer two simple questions: (a) How much energy is stored in the spring of a tranquilizer gun that has a force constant of 50.0 N/m and is compressed 0.150 m? (b) If you neglect friction and the mass of the spring, at what speed will a 2.00-g projectile be ejected from the gun?



**Figure 16.7** (a) In this image of the gun, the spring is uncompressed before being cocked. (b) The spring has been compressed a distance  $x$ , and the projectile is in place. (c) When released, the spring converts elastic potential energy  $PE_{el}$  into kinetic energy.

#### Strategy for a

(a): The energy stored in the spring can be found directly from elastic potential energy equation, because  $k$  and  $x$  are given.

#### Solution for a

Entering the given values for  $k$  and  $x$  yields

$$\begin{aligned} PE_{el} &= \frac{1}{2}kx^2 = \frac{1}{2}(50.0 \text{ N/m})(0.150 \text{ m})^2 = 0.563 \text{ N} \cdot \text{m} \\ &= 0.563 \text{ J} \end{aligned} \quad (16.5)$$

#### Strategy for b

Because there is no friction, the potential energy is converted entirely into kinetic energy. The expression for kinetic energy can be solved for the projectile's speed.

#### Solution for b

1. Identify known quantities:

$$KE_f = PE_{el} \text{ or } 1/2mv^2 = (1/2)kx^2 = PE_{el} = 0.563 \text{ J} \quad (16.6)$$

2. Solve for  $v$  :

$$v = \left[ \frac{2PE_{el}}{m} \right]^{1/2} = \left[ \frac{2(0.563 \text{ J})}{0.002 \text{ kg}} \right]^{1/2} = 23.7(\text{J/kg})^{1/2} \quad (16.7)$$

3. Convert units: 23.7 m/s

### Discussion

(a) and (b): This projectile speed is impressive for a tranquilizer gun (more than 80 km/h). The numbers in this problem seem reasonable. The force needed to compress the spring is small enough for an adult to manage, and the energy imparted to the dart is small enough to limit the damage it might do. Yet, the speed of the dart is great enough for it to travel an acceptable distance.

### Check your Understanding

Envision holding the end of a ruler with one hand and deforming it with the other. When you let go, you can see the oscillations of the ruler. In what way could you modify this simple experiment to increase the rigidity of the system?

#### Solution

You could hold the ruler at its midpoint so that the part of the ruler that oscillates is half as long as in the original experiment.

### Check your Understanding

If you apply a deforming force on an object and let it come to equilibrium, what happened to the work you did on the system?

#### Solution

It was stored in the object as potential energy.

## 16.2 Period and Frequency in Oscillations


### Learning Objectives

By the end of this section, you will be able to:

- Relate recurring mechanical vibrations to the frequency and period of harmonic motion, such as the motion of a guitar string.
- Compute the frequency and period of an oscillation.

The information presented in this section supports the following AP® learning objectives and science practices:

- **3.B.3.3** The student can analyze data to identify qualitative or quantitative relationships between given values and variables (i.e., force, displacement, acceleration, velocity, period of motion, frequency, spring constant, string length, mass) associated with objects in oscillatory motion to use that data to determine the value of an unknown. (**S.P. 2.2, 5.1**)



**Figure 16.8** The strings on this guitar vibrate at regular time intervals. (credit: JAR)

When you pluck a guitar string, the resulting sound has a steady tone and lasts a long time. Each successive vibration of the string takes the same time as the previous one. We define **periodic motion** to be a motion that repeats itself at regular time intervals, such as exhibited by the guitar string or by an object on a spring moving up and down. The time to complete one oscillation remains constant and is called the **period**  $T$ . Its units are usually seconds, but may be any convenient unit of time.

The word period refers to the time for some event whether repetitive or not; but we shall be primarily interested in periodic motion, which is by definition repetitive. A concept closely related to period is the frequency of an event. For example, if you get a paycheck twice a month, the frequency of payment is two per month and the period between checks is half a month. **Frequency**  $f$  is defined to be the number of events per unit time. For periodic motion, frequency is the number of oscillations per unit time.

The relationship between frequency and period is

$$f = \frac{1}{T}. \quad (16.8)$$

The SI unit for frequency is the *cycle per second*, which is defined to be a *hertz* (Hz):

$$1 \text{ Hz} = 1 \frac{\text{cycle}}{\text{sec}} \text{ or } 1 \text{ Hz} = \frac{1}{\text{s}} \quad (16.9)$$

A cycle is one complete oscillation. Note that a vibration can be a single or multiple event, whereas oscillations are usually repetitive for a significant number of cycles.

### Example 16.3 Determine the Frequency of Two Oscillations: Medical Ultrasound and the Period of Middle C

We can use the formulas presented in this module to determine both the frequency based on known oscillations and the oscillation based on a known frequency. Let's try one example of each. (a) A medical imaging device produces ultrasound by oscillating with a period of  $0.400 \mu\text{s}$ . What is the frequency of this oscillation? (b) The frequency of middle C on a typical musical instrument is 264 Hz. What is the time for one complete oscillation?

#### Strategy

Both questions (a) and (b) can be answered using the relationship between period and frequency. In question (a), the period  $T$  is given and we are asked to find frequency  $f$ . In question (b), the frequency  $f$  is given and we are asked to find the period  $T$ .

#### Solution a

1. Substitute  $0.400 \mu\text{s}$  for  $T$  in  $f = \frac{1}{T}$ :

$$f = \frac{1}{T} = \frac{1}{0.400 \times 10^{-6} \text{ s}}. \quad (16.10)$$

Solve to find

$$f = 2.50 \times 10^6 \text{ Hz}. \quad (16.11)$$

#### Discussion a

The frequency of sound found in (a) is much higher than the highest frequency that humans can hear and, therefore, is called ultrasound. Appropriate oscillations at this frequency generate ultrasound used for noninvasive medical diagnoses, such as observations of a fetus in the womb.

#### Solution b

1. Identify the known values:  
The time for one complete oscillation is the period  $T$ :

$$f = \frac{1}{T}. \quad (16.12)$$

2. Solve for  $T$ :

$$T = \frac{1}{f}. \quad (16.13)$$

3. Substitute the given value for the frequency into the resulting expression:

$$T = \frac{1}{f} = \frac{1}{264 \text{ Hz}} = \frac{1}{264 \text{ cycles/s}} = 3.79 \times 10^{-3} \text{ s} = 3.79 \text{ ms}. \quad (16.14)$$

#### Discussion

The period found in (b) is the time per cycle, but this value is often quoted as simply the time in convenient units (ms or milliseconds in this case).



### Check your Understanding

Identify an event in your life (such as receiving a paycheck) that occurs regularly. Identify both the period and frequency of this event.

#### Solution

I visit my parents for dinner every other Sunday. The frequency of my visits is 26 per calendar year. The period is two weeks.

## 16.3 Simple Harmonic Motion: A Special Periodic Motion

### Learning Objectives

By the end of this section, you will be able to:

- Describe a simple harmonic oscillator.
- Relate physical characteristics of a vibrating system to aspects of simple harmonic motion and any resulting waves.

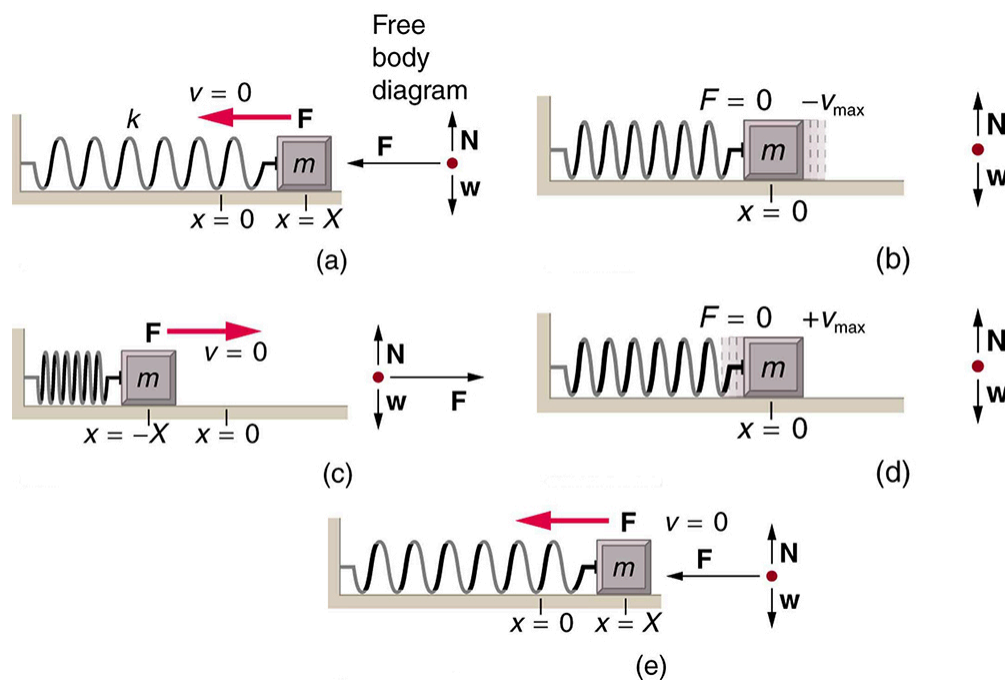
The information presented in this section supports the following AP® learning objectives and science practices:

- **3.B.3.1** The student is able to predict which properties determine the motion of a simple harmonic oscillator and what the dependence of the motion is on those properties. (S.P. 6.4, 7.2)
- **3.B.3.4** The student is able to construct a qualitative and/or a quantitative explanation of oscillatory behavior given evidence of a restoring force. (S.P. 2.2, 6.2)
- **6.A.3.1** The student is able to use graphical representation of a periodic mechanical wave to determine the amplitude of the wave. (S.P. 1.4)
- **6.B.1.1** The student is able to use a graphical representation of a periodic mechanical wave (position versus time) to determine the period and frequency of the wave and describe how a change in the frequency would modify features of the representation. (S.P. 1.4, 2.2)

The oscillations of a system in which the net force can be described by Hooke's law are of special importance, because they are very common. They are also the simplest oscillatory systems. **Simple Harmonic Motion** (SHM) is the name given to oscillatory motion for a system where the net force can be described by Hooke's law, and such a system is called a **simple harmonic oscillator**. If the net force can be described by Hooke's law and there is no *damping* (by friction or other non-conservative forces), then a simple harmonic oscillator will oscillate with equal displacement on either side of the equilibrium position, as shown for an object on a spring in **Figure 16.9**. The maximum displacement from equilibrium is called the **amplitude**  $X$ . The units for amplitude and displacement are the same, but depend on the type of oscillation. For the object on the spring, the units of amplitude and displacement are meters; whereas for sound oscillations, they have units of pressure (and other types of oscillations have yet other units). Because amplitude is the maximum displacement, it is related to the energy in the oscillation.

#### Take-Home Experiment: SHM and the Marble

Find a bowl or basin that is shaped like a hemisphere on the inside. Place a marble inside the bowl and tilt the bowl periodically so the marble rolls from the bottom of the bowl to equally high points on the sides of the bowl. Get a feel for the force required to maintain this periodic motion. What is the restoring force and what role does the force you apply play in the simple harmonic motion (SHM) of the marble?



**Figure 16.9** An object attached to a spring sliding on a frictionless surface is an uncomplicated simple harmonic oscillator. When displaced from equilibrium, the object performs simple harmonic motion that has an amplitude  $X$  and a period  $T$ . The object's maximum speed occurs as it passes through equilibrium. The stiffer the spring is, the smaller the period  $T$ . The greater the mass of the object is, the greater the period  $T$ .

What is so significant about simple harmonic motion? One special thing is that the period  $T$  and frequency  $f$  of a simple harmonic oscillator are independent of amplitude. The string of a guitar, for example, will oscillate with the same frequency whether plucked gently or hard. Because the period is constant, a simple harmonic oscillator can be used as a clock.

Two important factors do affect the period of a simple harmonic oscillator. The period is related to how stiff the system is. A very stiff object has a large force constant  $k$ , which causes the system to have a smaller period. For example, you can adjust a diving board's stiffness—the stiffer it is, the faster it vibrates, and the shorter its period. Period also depends on the mass of the oscillating system. The more massive the system is, the longer the period. For example, a heavy person on a diving board bounces up and down more slowly than a light one.

In fact, the mass  $m$  and the force constant  $k$  are the *only* factors that affect the period and frequency of simple harmonic motion.

#### Period of Simple Harmonic Oscillator

The *period* of a simple harmonic oscillator is given by

$$T = 2\pi\sqrt{\frac{m}{k}} \quad (16.15)$$

and, because  $f = 1/T$ , the *frequency* of a simple harmonic oscillator is

$$f = \frac{1}{2\pi}\sqrt{\frac{k}{m}}. \quad (16.16)$$

Note that neither  $T$  nor  $f$  has any dependence on amplitude.

### Example 16.4 Mechanical Waves

What do sound waves, water waves, and seismic waves have in common? They are all governed by Newton's laws and they can exist only when traveling in a medium, such as air, water, or rocks. Waves that require a medium to travel are collectively known as "mechanical waves."

#### Take-Home Experiment: Mass and Ruler Oscillations

Find two identical wooden or plastic rulers. Tape one end of each ruler firmly to the edge of a table so that the length of each

ruler that protrudes from the table is the same. On the free end of one ruler tape a heavy object such as a few large coins. Pluck the ends of the rulers at the same time and observe which one undergoes more cycles in a time period, and measure the period of oscillation of each of the rulers.

### Example 16.5 Calculate the Frequency and Period of Oscillations: Bad Shock Absorbers in a Car

If the shock absorbers in a car go bad, then the car will oscillate at the least provocation, such as when going over bumps in the road and after stopping (See **Figure 16.10**). Calculate the frequency and period of these oscillations for such a car if the car's mass (including its load) is 900 kg and the force constant ( $k$ ) of the suspension system is  $6.53 \times 10^4$  N/m.

#### Strategy

The frequency of the car's oscillations will be that of a simple harmonic oscillator as given in the equation  $f = \frac{1}{2\pi} \sqrt{\frac{k}{m}}$ . The mass and the force constant are both given.

#### Solution

1. Enter the known values of  $k$  and  $m$ :

$$f = \frac{1}{2\pi} \sqrt{\frac{k}{m}} = \frac{1}{2\pi} \sqrt{\frac{6.53 \times 10^4 \text{ N/m}}{900 \text{ kg}}} \quad (16.17)$$

2. Calculate the frequency:

$$\frac{1}{2\pi} \sqrt{72.6 / \text{s}^{-2}} = 1.3656 / \text{s}^{-1} \approx 1.36 / \text{s}^{-1} = 1.36 \text{ Hz} \quad (16.18)$$

3. You could use  $T = 2\pi \sqrt{\frac{m}{k}}$  to calculate the period, but it is simpler to use the relationship  $T = 1/f$  and substitute the value just found for  $f$ :

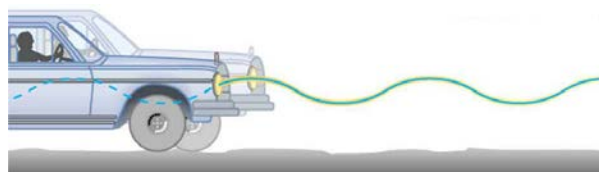
$$T = \frac{1}{f} = \frac{1}{1.356 \text{ Hz}} = 0.738 \text{ s} \quad (16.19)$$

#### Discussion

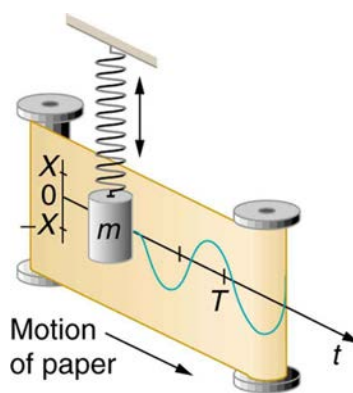
The values of  $T$  and  $f$  both seem about right for a bouncing car. You can observe these oscillations if you push down hard on the end of a car and let go.

### The Link between Simple Harmonic Motion and Waves

If a time-exposure photograph of the bouncing car were taken as it drove by, the headlight would make a wavelike streak, as shown in **Figure 16.10**. Similarly, **Figure 16.11** shows an object bouncing on a spring as it leaves a wavelike "trace of its position on a moving strip of paper. Both waves are sine functions. All simple harmonic motion is intimately related to sine and cosine waves.



**Figure 16.10** The bouncing car makes a wavelike motion. If the restoring force in the suspension system can be described only by Hooke's law, then the wave is a sine function. (The wave is the trace produced by the headlight as the car moves to the right.)



**Figure 16.11** The vertical position of an object bouncing on a spring is recorded on a strip of moving paper, leaving a sine wave.

The displacement as a function of time  $t$  in any simple harmonic motion—that is, one in which the net restoring force can be described by Hooke's law, is given by

$$x(t) = X \cos \frac{2\pi t}{T}, \quad (16.20)$$

where  $X$  is amplitude. At  $t = 0$ , the initial position is  $x_0 = X$ , and the displacement oscillates back and forth with a period  $T$ . (When  $t = T$ , we get  $x = X$  again because  $\cos 2\pi = 1$ .) Furthermore, from this expression for  $x$ , the velocity  $v$  as a function of time is given by:

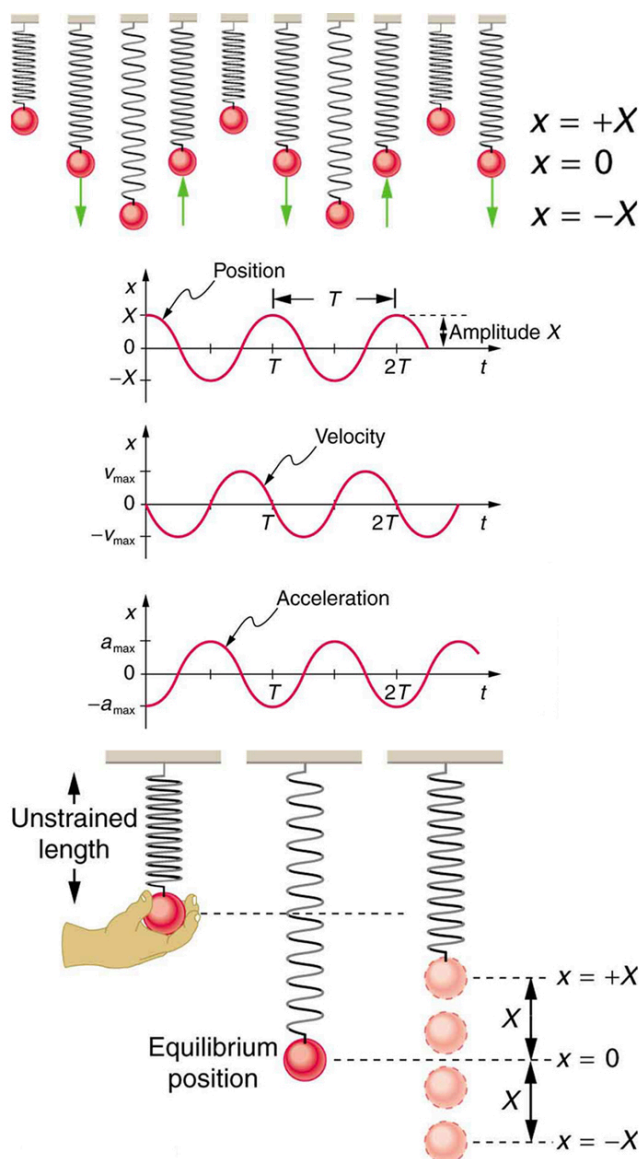
$$v(t) = -v_{\max} \sin \left( \frac{2\pi t}{T} \right), \quad (16.21)$$

where  $v_{\max} = 2\pi X / T = X\sqrt{k/m}$ . The object has zero velocity at maximum displacement—for example,  $v = 0$  when  $t = 0$ , and at that time  $x = X$ . The minus sign in the first equation for  $v(t)$  gives the correct direction for the velocity. Just after the start of the motion, for instance, the velocity is negative because the system is moving back toward the equilibrium point. Finally, we can get an expression for acceleration using Newton's second law. [Then we have  $x(t)$ ,  $v(t)$ ,  $t$ , and  $a(t)$ , the quantities needed for kinematics and a description of simple harmonic motion.] According to Newton's second law, the acceleration is  $a = F/m = kx/m$ . So,  $a(t)$  is also a cosine function:

$$a(t) = -\frac{kX}{m} \cos \frac{2\pi t}{T}. \quad (16.22)$$

Hence,  $a(t)$  is directly proportional to and in the opposite direction to  $x(t)$ .

**Figure 16.12** shows the simple harmonic motion of an object on a spring and presents graphs of  $x(t)$ ,  $v(t)$ , and  $a(t)$  versus time.



**Figure 16.12** Graphs of  $x(t)$ ,  $v(t)$ , and  $a(t)$  versus  $t$  for the motion of an object on a spring. The net force on the object can be described by Hooke's law, and so the object undergoes simple harmonic motion. Note that the initial position has the vertical displacement at its maximum value  $X$ ;  $v$  is initially zero and then negative as the object moves down; and the initial acceleration is negative, back toward the equilibrium position and becomes zero at that point.

The most important point here is that these equations are mathematically straightforward and are valid for all simple harmonic motion. They are very useful in visualizing waves associated with simple harmonic motion, including visualizing how waves add with one another.

### Check Your Understanding

Suppose you pluck a banjo string. You hear a single note that starts out loud and slowly quiets over time. Describe what happens to the sound waves in terms of period, frequency and amplitude as the sound decreases in volume.

**Solution**

Frequency and period remain essentially unchanged. Only amplitude decreases as volume decreases.

### Check Your Understanding

A babysitter is pushing a child on a swing. At the point where the swing reaches  $x$ , where would the corresponding point on a wave of this motion be located?

**Solution**

$x$  is the maximum deformation, which corresponds to the amplitude of the wave. The point on the wave would either be at the very top or the very bottom of the curve.

### PhET Explorations: Masses and Springs

A realistic mass and spring laboratory. Hang masses from springs and adjust the spring stiffness and damping. You can even slow time. Transport the lab to different planets. A chart shows the kinetic, potential, and thermal energy for each spring.



## PhET Interactive Simulation

Figure 16.13 Masses and Springs ([http://cnx.org/content/m55273/1.3/mass-spring-lab\\_en.jar](http://cnx.org/content/m55273/1.3/mass-spring-lab_en.jar))

## 16.4 The Simple Pendulum

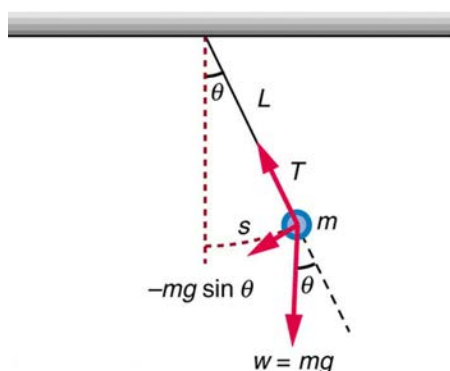
### Learning Objectives

By the end of this section, you will be able to:

- Determine the period of oscillation of a hanging pendulum.

The information presented in this section supports the following AP® learning objectives and science practices:

- 3.B.3.1** The student is able to predict which properties determine the motion of a simple harmonic oscillator and what the dependence of the motion is on those properties. (S.P. 6.4, 7.2)
- 3.B.3.2** The student is able to design a plan and collect data in order to ascertain the characteristics of the motion of a system undergoing oscillatory motion caused by a restoring force. (S.P. 4.2)
- 3.B.3.3** The student can analyze data to identify qualitative or quantitative relationships between given values and variables (i.e., force, displacement, acceleration, velocity, period of motion, frequency, spring constant, string length, mass) associated with objects in oscillatory motion to use that data to determine the value of an unknown. (S.P. 2.2, 5.1)
- 3.B.3.4** The student is able to construct a qualitative and/or a quantitative explanation of oscillatory behavior given evidence of a restoring force. (S.P. 2.2, 6.2)



**Figure 16.14** A simple pendulum has a small-diameter bob and a string that has a very small mass but is strong enough not to stretch appreciably. The linear displacement from equilibrium is  $s$ , the length of the arc. Also shown are the forces on the bob, which result in a net force of  $-mg \sin \theta$  toward the equilibrium position—that is, a restoring force.

Pendulums are in common usage. Some have crucial uses, such as in clocks; some are for fun, such as a child's swing; and some are just there, such as the sinker on a fishing line. For small displacements, a pendulum is a simple harmonic oscillator. A **simple pendulum** is defined to have an object that has a small mass, also known as the pendulum bob, which is suspended from a light wire or string, such as shown in **Figure 16.14**. Exploring the simple pendulum a bit further, we can discover the conditions under which it performs simple harmonic motion, and we can derive an interesting expression for its period.

We begin by defining the displacement to be the arc length  $s$ . We see from **Figure 16.14** that the net force on the bob is tangent to the arc and equals  $-mg \sin \theta$ . (The weight  $mg$  has components  $mg \cos \theta$  along the string and  $mg \sin \theta$  tangent to the arc.) Tension in the string exactly cancels the component  $mg \cos \theta$  parallel to the string. This leaves a *net* restoring force back

toward the equilibrium position at  $\theta = 0$ .

Now, if we can show that the restoring force is directly proportional to the displacement, then we have a simple harmonic oscillator. In trying to determine if we have a simple harmonic oscillator, we should note that for small angles (less than about  $15^\circ$ ),  $\sin \theta \approx \theta$  ( $\sin \theta$  and  $\theta$  differ by about 1% or less at smaller angles). Thus, for angles less than about  $15^\circ$ , the restoring force  $F$  is

$$F \approx -mg\theta. \quad (16.23)$$

The displacement  $s$  is directly proportional to  $\theta$ . When  $\theta$  is expressed in radians, the arc length in a circle is related to its radius ( $L$  in this instance) by:

$$s = L\theta, \quad (16.24)$$

so that

$$\theta = \frac{s}{L}. \quad (16.25)$$

For small angles, then, the expression for the restoring force is:

$$F \approx -\frac{mg}{L}s \quad (16.26)$$

This expression is of the form:

$$F = -kx, \quad (16.27)$$

where the force constant is given by  $k = mg/L$  and the displacement is given by  $x = s$ . For angles less than about  $15^\circ$ , the restoring force is directly proportional to the displacement, and the simple pendulum is a simple harmonic oscillator.

Using this equation, we can find the period of a pendulum for amplitudes less than about  $15^\circ$ . For the simple pendulum:

$$T = 2\pi\sqrt{\frac{m}{k}} = 2\pi\sqrt{\frac{m}{mg/L}}. \quad (16.28)$$

Thus,

$$T = 2\pi\sqrt{\frac{L}{g}} \quad (16.29)$$

for the period of a simple pendulum. This result is interesting because of its simplicity. The only things that affect the period of a simple pendulum are its length and the acceleration due to gravity. The period is completely independent of other factors, such as mass. As with simple harmonic oscillators, the period  $T$  for a pendulum is nearly independent of amplitude, especially if  $\theta$  is less than about  $15^\circ$ . Even simple pendulum clocks can be finely adjusted and accurate.

Note the dependence of  $T$  on  $g$ . If the length of a pendulum is precisely known, it can actually be used to measure the acceleration due to gravity. Consider the following example.

### Example 16.6 Measuring Acceleration due to Gravity: The Period of a Pendulum

What is the acceleration due to gravity in a region where a simple pendulum having a length 75.000 cm has a period of 1.7357 s?

#### Strategy

We are asked to find  $g$  given the period  $T$  and the length  $L$  of a pendulum. We can solve  $T = 2\pi\sqrt{\frac{L}{g}}$  for  $g$ , assuming only that the angle of deflection is less than  $15^\circ$ .

#### Solution

1. Square  $T = 2\pi\sqrt{\frac{L}{g}}$  and solve for  $g$ :

$$g = 4\pi^2 \frac{L}{T^2}. \quad (16.30)$$

2. Substitute known values into the new equation:

$$g = 4\pi^2 \frac{0.75000 \text{ m}}{(1.7357 \text{ s})^2}. \quad (16.31)$$

3. Calculate to find  $g$ :

$$g = 9.8281 \text{ m/s}^2. \quad (16.32)$$

### Discussion

This method for determining  $g$  can be very accurate. This is why length and period are given to five digits in this example. For the precision of the approximation  $\sin \theta \approx \theta$  to be better than the precision of the pendulum length and period, the maximum displacement angle should be kept below about  $0.5^\circ$ .

### Making Career Connections

Knowing  $g$  can be important in geological exploration; for example, a map of  $g$  over large geographical regions aids the study of plate tectonics and helps in the search for oil fields and large mineral deposits.

### Take Home Experiment: Determining $g$

Use a simple pendulum to determine the acceleration due to gravity  $g$  in your own locale. Cut a piece of a string or dental floss so that it is about 1 m long. Attach a small object of high density to the end of the string (for example, a metal nut or a car key). Starting at an angle of less than  $10^\circ$ , allow the pendulum to swing and measure the pendulum's period for 10 oscillations using a stopwatch. Calculate  $g$ . How accurate is this measurement? How might it be improved?

### Check Your Understanding

An engineer builds two simple pendula. Both are suspended from small wires secured to the ceiling of a room. Each pendulum hovers 2 cm above the floor. Pendulum 1 has a bob with a mass of 10 kg. Pendulum 2 has a bob with a mass of 100 kg. Describe how the motion of the pendula will differ if the bobs are both displaced by  $12^\circ$ .

### Solution

The movement of the pendula will not differ at all because the mass of the bob has no effect on the motion of a simple pendulum. The pendula are only affected by the period (which is related to the pendulum's length) and by the acceleration due to gravity.

### PhET Explorations: Pendulum Lab

Play with one or two pendulums and discover how the period of a simple pendulum depends on the length of the string, the mass of the pendulum bob, and the amplitude of the swing. It's easy to measure the period using the photogate timer. You can vary friction and the strength of gravity. Use the pendulum to find the value of  $g$  on planet X. Notice the anharmonic behavior at large amplitude.



## PhET Interactive Simulation

Figure 16.15 Pendulum Lab ([http://cnx.org/content/m55274/1.2/pendulum-lab\\_en.jar](http://cnx.org/content/m55274/1.2/pendulum-lab_en.jar))

## 16.5 Energy and the Simple Harmonic Oscillator

### Learning Objectives

By the end of this section, you will be able to:

- Describe the changes in energy that occur while a system undergoes simple harmonic motion.

To study the energy of a simple harmonic oscillator, we first consider all the forms of energy it can have. We know from **Hooke's Law: Stress and Strain Revisited** that the energy stored in the deformation of a simple harmonic oscillator is a form of potential energy given by:

$$PE_{el} = \frac{1}{2}kx^2. \quad (16.33)$$



Because a simple harmonic oscillator has no dissipative forces, the other important form of energy is kinetic energy KE. Conservation of energy for these two forms is:

$$\text{KE} + \text{PE}_{\text{el}} = \text{constant} \quad (16.34)$$

or

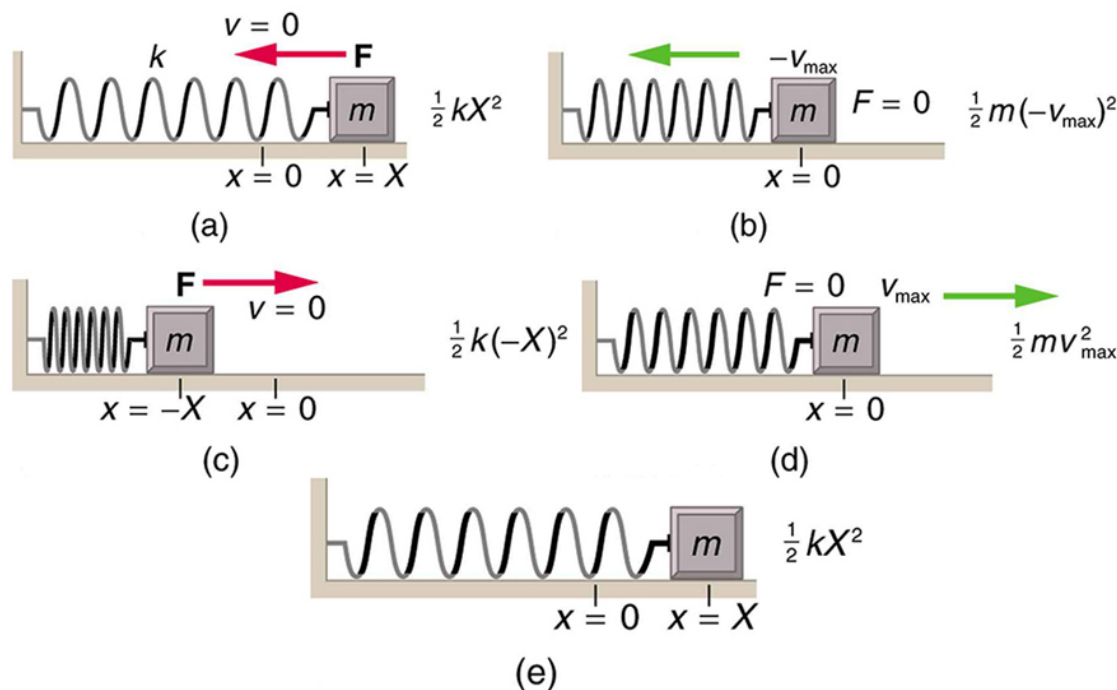
$$\frac{1}{2}mv^2 + \frac{1}{2}kx^2 = \text{constant}. \quad (16.35)$$

This statement of conservation of energy is valid for *all* simple harmonic oscillators, including ones where the gravitational force plays a role

Namely, for a simple pendulum we replace the velocity with  $v = L\omega$ , the spring constant with  $k = mg/L$ , and the displacement term with  $x = L\theta$ . Thus

$$\frac{1}{2}mL^2\omega^2 + \frac{1}{2}mgL\theta^2 = \text{constant}. \quad (16.36)$$

In the case of undamped simple harmonic motion, the energy oscillates back and forth between kinetic and potential, going completely from one to the other as the system oscillates. So for the simple example of an object on a frictionless surface attached to a spring, as shown again in **Figure 16.16**, the motion starts with all of the energy stored in the spring. As the object starts to move, the elastic potential energy is converted to kinetic energy, becoming entirely kinetic energy at the equilibrium position. It is then converted back into elastic potential energy by the spring, the velocity becomes zero when the kinetic energy is completely converted, and so on. This concept provides extra insight here and in later applications of simple harmonic motion, such as alternating current circuits.



**Figure 16.16** The transformation of energy in simple harmonic motion is illustrated for an object attached to a spring on a frictionless surface.

The conservation of energy principle can be used to derive an expression for velocity  $v$ . If we start our simple harmonic motion with zero velocity and maximum displacement ( $x = X$ ), then the total energy is

$$\frac{1}{2}kX^2. \quad (16.37)$$

This total energy is constant and is shifted back and forth between kinetic energy and potential energy, at most times being shared by each. The conservation of energy for this system in equation form is thus:

$$\frac{1}{2}mv^2 + \frac{1}{2}kx^2 = \frac{1}{2}kX^2. \quad (16.38)$$

Solving this equation for  $v$  yields:

$$v = \pm \sqrt{\frac{k}{m}(X^2 - x^2)}. \quad (16.39)$$

Manipulating this expression algebraically gives:

$$v = \pm \sqrt{\frac{k}{m}} X \sqrt{1 - \frac{x^2}{X^2}} \quad (16.40)$$

and so

$$v = \pm v_{\max} \sqrt{1 - \frac{x^2}{X^2}}, \quad (16.41)$$

where

$$v_{\max} = \sqrt{\frac{k}{m}} X. \quad (16.42)$$

From this expression, we see that the velocity is a maximum ( $v_{\max}$ ) at  $x = 0$ , as stated earlier in  $v(t) = -v_{\max} \sin \frac{2\pi t}{T}$ .

Notice that the maximum velocity depends on three factors. Maximum velocity is directly proportional to amplitude. As you might guess, the greater the maximum displacement the greater the maximum velocity. Maximum velocity is also greater for stiffer systems, because they exert greater force for the same displacement. This observation is seen in the expression for  $v_{\max}$ ; it is proportional to the square root of the force constant  $k$ . Finally, the maximum velocity is smaller for objects that have larger masses, because the maximum velocity is inversely proportional to the square root of  $m$ . For a given force, objects that have large masses accelerate more slowly.

A similar calculation for the simple pendulum produces a similar result, namely:

$$\omega_{\max} = \sqrt{\frac{g}{L}} \theta_{\max}. \quad (16.43)$$

#### Making Connections: Mass Attached to a Spring

Consider a mass  $m$  attached to a spring, with spring constant  $k$ , fixed to a wall. When the mass is displaced from its equilibrium position and released, the mass undergoes simple harmonic motion. The spring exerts a force  $F = -kx$  on the mass. The potential energy of the system is stored in the spring. It will be zero when the spring is in the equilibrium position. All the internal energy exists in the form of kinetic energy, given by  $KE = \frac{1}{2}mv^2$ . As the system oscillates, which means that the spring compresses and expands, there is a change in the structure of the system and a corresponding change in its internal energy. Its kinetic energy is converted to potential energy and vice versa. This occurs at an equal rate, which means that a loss of kinetic energy yields a gain in potential energy, thus preserving the work-energy theorem and the law of conservation of energy.

### Example 16.7 Determine the Maximum Speed of an Oscillating System: A Bumpy Road

Suppose that a car is 900 kg and has a suspension system that has a force constant  $k = 6.53 \times 10^4$  N/m. The car hits a bump and bounces with an amplitude of 0.100 m. What is its maximum vertical velocity if you assume no damping occurs?

#### Strategy

We can use the expression for  $v_{\max}$  given in  $v_{\max} = \sqrt{\frac{k}{m}} X$  to determine the maximum vertical velocity. The variables  $m$  and  $k$  are given in the problem statement, and the maximum displacement  $X$  is 0.100 m.

#### Solution

1. Identify known.

2. Substitute known values into  $v_{\max} = \sqrt{\frac{k}{m}} X$ :

$$v_{\max} = \sqrt{\frac{6.53 \times 10^4 \text{ N/m}}{900 \text{ kg}}}(0.100 \text{ m}). \quad (16.44)$$

3. Calculate to find  $v_{\max} = 0.852$  m/s.

#### Discussion

This answer seems reasonable for a bouncing car. There are other ways to use conservation of energy to find  $v_{\max}$ . We could use it directly, as was done in the example featured in **Hooke's Law: Stress and Strain Revisited**.

The small vertical displacement  $y$  of an oscillating simple pendulum, starting from its equilibrium position, is given as

$$y(t) = a \sin \omega t, \quad (16.45)$$

where  $a$  is the amplitude,  $\omega$  is the angular velocity and  $t$  is the time taken. Substituting  $\omega = \frac{2\pi}{T}$ , we have

$$y(t) = a \sin\left(\frac{2\pi t}{T}\right). \quad (16.46)$$

Thus, the displacement of pendulum is a function of time as shown above.

Also the velocity of the pendulum is given by

$$v(t) = \frac{2a\pi}{T} \cos\left(\frac{2\pi t}{T}\right), \quad (16.47)$$

so the motion of the pendulum is a function of time.

### Check Your Understanding

Why does it hurt more if your hand is snapped with a ruler than with a loose spring, even if the displacement of each system is equal?

#### Solution

The ruler is a stiffer system, which carries greater force for the same amount of displacement. The ruler snaps your hand with greater force, which hurts more.

### Check Your Understanding

You are observing a simple harmonic oscillator. Identify one way you could decrease the maximum velocity of the system.

#### Solution

You could increase the mass of the object that is oscillating.

## 16.6 Uniform Circular Motion and Simple Harmonic Motion

### Learning Objectives

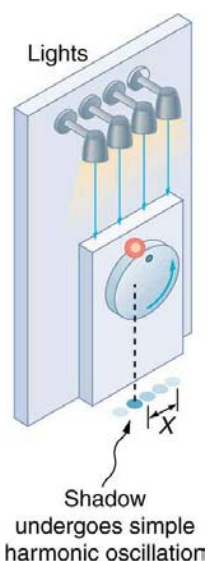
By the end of this section, you will be able to:

- Compare simple harmonic motion with uniform circular motion.



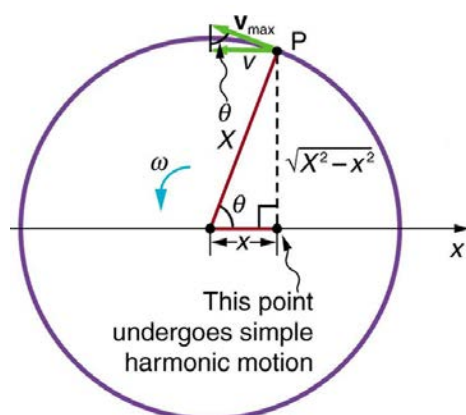
**Figure 16.17** The horses on this merry-go-round exhibit uniform circular motion. (credit: Wonderlane, Flickr)

There is an easy way to produce simple harmonic motion by using uniform circular motion. **Figure 16.18** shows one way of using this method. A ball is attached to a uniformly rotating vertical turntable, and its shadow is projected on the floor as shown. The shadow undergoes simple harmonic motion. Hooke's law usually describes uniform circular motions ( $\omega$  constant) rather than systems that have large visible displacements. So observing the projection of uniform circular motion, as in **Figure 16.18**, is often easier than observing a precise large-scale simple harmonic oscillator. If studied in sufficient depth, simple harmonic motion produced in this manner can give considerable insight into many aspects of oscillations and waves and is very useful mathematically. In our brief treatment, we shall indicate some of the major features of this relationship and how they might be useful.



**Figure 16.18** The shadow of a ball rotating at constant angular velocity  $\omega$  on a turntable goes back and forth in precise simple harmonic motion.

**Figure 16.19** shows the basic relationship between uniform circular motion and simple harmonic motion. The point P travels around the circle at constant angular velocity  $\omega$ . The point P is analogous to an object on the merry-go-round. The projection of the position of P onto a fixed axis undergoes simple harmonic motion and is analogous to the shadow of the object. At the time shown in the figure, the projection has position  $x$  and moves to the left with velocity  $v$ . The velocity of the point P around the circle equals  $v_{\max}$ . The projection of  $v_{\max}$  on the  $x$ -axis is the velocity  $v$  of the simple harmonic motion along the  $x$ -axis.



**Figure 16.19** A point P moving on a circular path with a constant angular velocity  $\omega$  is undergoing uniform circular motion. Its projection on the  $x$ -axis undergoes simple harmonic motion. Also shown is the velocity of this point around the circle,  $v_{\max}$ , and its projection, which is  $v$ . Note that these velocities form a similar triangle to the displacement triangle.

To see that the projection undergoes simple harmonic motion, note that its position  $x$  is given by

$$x = X \cos \theta, \quad (16.48)$$

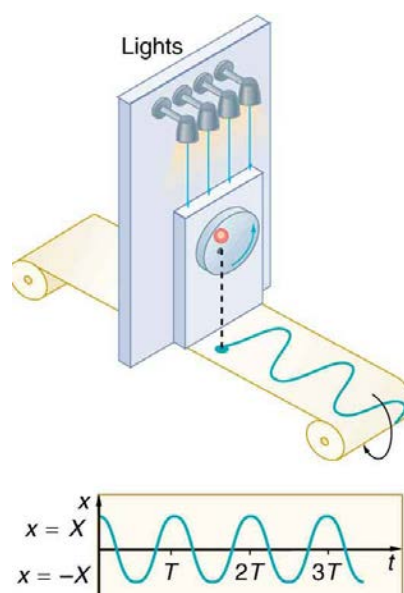
where  $\theta = \omega t$ ,  $\omega$  is the constant angular velocity, and  $X$  is the radius of the circular path. Thus,

$$x = X \cos \omega t. \quad (16.49)$$

The angular velocity  $\omega$  is in radians per unit time; in this case  $2\pi$  radians is the time for one revolution  $T$ . That is,  $\omega = 2\pi/T$ . Substituting this expression for  $\omega$ , we see that the position  $x$  is given by:

$$x(t) = X \cos\left(\frac{2\pi t}{T}\right). \quad (16.50)$$

This expression is the same one we had for the position of a simple harmonic oscillator in **Simple Harmonic Motion: A Special Periodic Motion**. If we make a graph of position versus time as in **Figure 16.20**, we see again the wavelike character (typical of simple harmonic motion) of the projection of uniform circular motion onto the  $x$ -axis.



**Figure 16.20** The position of the projection of uniform circular motion performs simple harmonic motion, as this wavelike graph of  $x$  versus  $t$  indicates.

Now let us use **Figure 16.19** to do some further analysis of uniform circular motion as it relates to simple harmonic motion. The triangle formed by the velocities in the figure and the triangle formed by the displacements ( $X$ ,  $x$ , and  $\sqrt{X^2 - x^2}$ ) are similar right triangles. Taking ratios of similar sides, we see that

$$\frac{v}{v_{\max}} = \frac{\sqrt{X^2 - x^2}}{X} = \sqrt{1 - \frac{x^2}{X^2}}. \quad (16.51)$$

We can solve this equation for the speed  $v$  or

$$v = v_{\max} \sqrt{1 - \frac{x^2}{X^2}}. \quad (16.52)$$

This expression for the speed of a simple harmonic oscillator is exactly the same as the equation obtained from conservation of energy considerations in **Energy and the Simple Harmonic Oscillator**. You can begin to see that it is possible to get all of the characteristics of simple harmonic motion from an analysis of the projection of uniform circular motion.

Finally, let us consider the period  $T$  of the motion of the projection. This period is the time it takes the point P to complete one revolution. That time is the circumference of the circle  $2\pi X$  divided by the velocity around the circle,  $v_{\max}$ . Thus, the period  $T$  is

$$T = \frac{2\pi X}{v_{\max}}. \quad (16.53)$$

We know from conservation of energy considerations that

$$v_{\max} = \sqrt{\frac{k}{m}} X. \quad (16.54)$$

Solving this equation for  $X/v_{\max}$  gives

$$\frac{X}{v_{\max}} = \sqrt{\frac{m}{k}}. \quad (16.55)$$

Substituting this expression into the equation for  $T$  yields

$$T = 2\pi \sqrt{\frac{m}{k}}. \quad (16.56)$$

Thus, the period of the motion is the same as for a simple harmonic oscillator. We have determined the period for any simple harmonic oscillator using the relationship between uniform circular motion and simple harmonic motion.

Some modules occasionally refer to the connection between uniform circular motion and simple harmonic motion. Moreover, if you carry your study of physics and its applications to greater depths, you will find this relationship useful. It can, for example, help to analyze how waves add when they are superimposed.

### Check Your Understanding

Identify an object that undergoes uniform circular motion. Describe how you could trace the simple harmonic motion of this object as a wave.

#### Solution

A record player undergoes uniform circular motion. You could attach a dowel rod to one point on the outside edge of the turntable and attach a pen to the other end of the dowel. As the record player turns, the pen will move. You can drag a long piece of paper under the pen, capturing its motion as a wave.

## 16.7 Damped Harmonic Motion

### Learning Objectives

By the end of this section, you will be able to:

- Compare and discuss underdamped and overdamped oscillating systems.
- Explain critically damped systems.



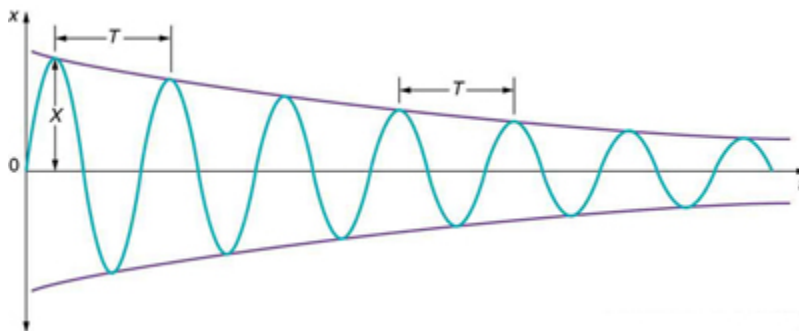
**Figure 16.21** In order to counteract damping forces, this dad needs to keep pushing the swing. (credit: Erik A. Johnson, Flickr)

A guitar string stops oscillating a few seconds after being plucked. To keep a child happy on a swing, you must keep pushing. Although we can often make friction and other non-conservative forces negligibly small, completely undamped motion is rare. In fact, we may even want to damp oscillations, such as with car shock absorbers.

For a system that has a small amount of damping, the period and frequency are nearly the same as for simple harmonic motion, but the amplitude gradually decreases as shown in **Figure 16.22**. This occurs because the non-conservative damping force removes energy from the system, usually in the form of thermal energy. In general, energy removal by non-conservative forces is described as

$$W_{\text{nc}} = \Delta(\text{KE} + \text{PE}), \quad (16.57)$$

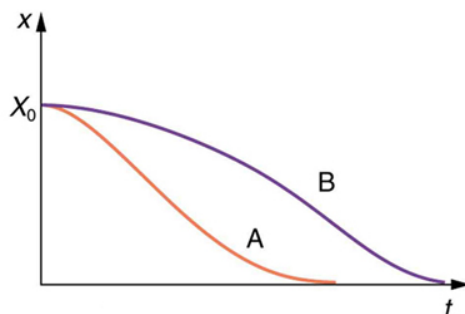
where  $W_{\text{nc}}$  is work done by a non-conservative force (here the damping force). For a damped harmonic oscillator,  $W_{\text{nc}}$  is negative because it removes mechanical energy (KE + PE) from the system.



**Figure 16.22** In this graph of displacement versus time for a harmonic oscillator with a small amount of damping, the amplitude slowly decreases, but the period and frequency are nearly the same as if the system were completely undamped.

If you gradually *increase* the amount of damping in a system, the period and frequency begin to be affected, because damping opposes and hence slows the back and forth motion. (The net force is smaller in both directions.) If there is very large damping, the system does not even oscillate—it slowly moves toward equilibrium. **Figure 16.23** shows the displacement of a harmonic oscillator for different amounts of damping. When we want to damp out oscillations, such as in the suspension of a car, we may want the system to return to equilibrium as quickly as possible. **Critical damping** is defined as the condition in which the damping of an oscillator results in it returning as quickly as possible to its equilibrium position. The critically damped system may overshoot the equilibrium position, but if it does, it will do so only once. Critical damping is represented by Curve A in **Figure 16.23**. With

less-than critical damping, the system will return to equilibrium faster but will overshoot and cross over one or more times. Such a system is **underdamped**; its displacement is represented by the curve in **Figure 16.22**. Curve B in **Figure 16.23** represents an **overdamped** system. As with critical damping, it too may overshoot the equilibrium position, but will reach equilibrium over a longer period of time.



**Figure 16.23** Displacement versus time for a critically damped harmonic oscillator (A) and an overdamped harmonic oscillator (B). The critically damped oscillator returns to equilibrium at  $X = 0$  in the smallest time possible without overshooting.

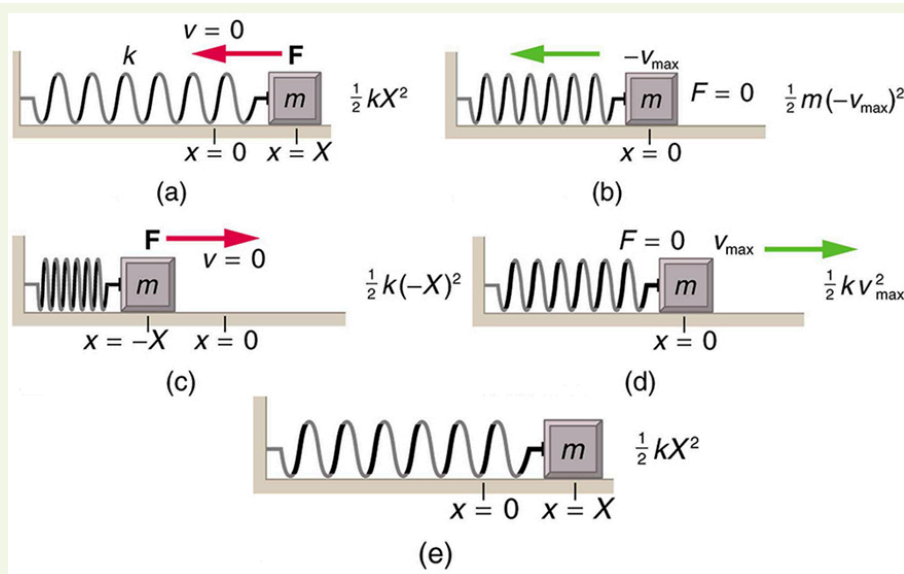
Critical damping is often desired, because such a system returns to equilibrium rapidly and remains at equilibrium as well. In addition, a constant force applied to a critically damped system moves the system to a new equilibrium position in the shortest time possible without overshooting or oscillating about the new position. For example, when you stand on bathroom scales that have a needle gauge, the needle moves to its equilibrium position without oscillating. It would be quite inconvenient if the needle oscillated about the new equilibrium position for a long time before settling. Damping forces can vary greatly in character. Friction, for example, is sometimes independent of velocity (as assumed in most places in this text). But many damping forces depend on velocity—sometimes in complex ways, sometimes simply being proportional to velocity.

#### Making Connections: Damped Oscillator

Consider a mass attached to a spring. This system oscillates when in air because air exerts almost no force on the spring. Now put this system in a liquid, say, water. You will see that the system hardly oscillates when in water. When the system is submerged in water an external force acts on the oscillator. This force is exerted by the liquid against the motion of the spring-mass oscillator and is responsible for the inhibition of oscillations. A force that inhibits oscillations is called a “damping force,” and the system that experiences it is called a “damped oscillator.” A damped oscillator sees a change in its energy. With time the total energy of the oscillator, which would be its mechanical energy, decreases. Since energy has to be conserved, the energy gets converted into thermal energy, which is stored in the water and the spring.

#### Example 16.8 Damping an Oscillatory Motion: Friction on an Object Connected to a Spring

Damping oscillatory motion is important in many systems, and the ability to control the damping is even more so. This is generally attained using non-conservative forces such as the friction between surfaces, and viscosity for objects moving through fluids. The following example considers friction. Suppose a 0.200-kg object is connected to a spring as shown in **Figure 16.24**, but there is simple friction between the object and the surface, and the coefficient of friction  $\mu_k$  is equal to 0.0800. (a) What is the frictional force between the surfaces? (b) What total distance does the object travel if it is released 0.100 m from equilibrium, starting at  $v = 0$ ? The force constant of the spring is  $k = 50.0 \text{ N/m}$ .



**Figure 16.24** The transformation of energy in simple harmonic motion is illustrated for an object attached to a spring on a frictionless surface.

### Strategy

This problem requires you to integrate your knowledge of various concepts regarding waves, oscillations, and damping. To solve an integrated concept problem, you must first identify the physical principles involved. Part (a) is about the frictional force. This is a topic involving the application of Newton's Laws. Part (b) requires an understanding of work and conservation of energy, as well as some understanding of horizontal oscillatory systems.

Now that we have identified the principles we must apply in order to solve the problems, we need to identify the knowns and unknowns for each part of the question, as well as the quantity that is constant in Part (a) and Part (b) of the question.

### Solution a

1. Choose the proper equation: Friction is  $f = \mu_k mg$ .
2. Identify the known values.
3. Enter the known values into the equation:

$$f = (0.0800)(0.200 \text{ kg})(9.80 \text{ m/s}^2). \quad (16.58)$$

4. Calculate and convert units:  $f = 0.157 \text{ N}$ .

### Discussion a

The force here is small because the system and the coefficients are small.

### Solution b

Identify the known:

- The system involves elastic potential energy as the spring compresses and expands, friction that is related to the work done, and the kinetic energy as the body speeds up and slows down.
- Energy is not conserved as the mass oscillates because friction is a non-conservative force.
- The motion is horizontal, so gravitational potential energy does not need to be considered.

- Because the motion starts from rest, the energy in the system is initially  $PE_{e1,i} = (1/2)kX^2$ . This energy is removed by work done by friction  $W_{nc} = -fd$ , where  $d$  is the total distance traveled and  $f = \mu_k mg$  is the force of friction.

When the system stops moving, the friction force will balance the force exerted by the spring, so  $PE_{e1,f} = (1/2)kx^2$  where  $x$  is the final position and is given by

$$\begin{aligned} F_{el} &= f & (16.59) \\ kx &= \mu_k mg \\ x &= \frac{\mu_k mg}{k} \end{aligned}$$

1. By equating the work done to the energy removed, solve for the distance  $d$ .
2. The work done by the non-conservative forces equals the initial, stored elastic potential energy. Identify the correct



equation to use:

$$W_{\text{nc}} = \Delta(\text{KE} + \text{PE}) = \text{PE}_{\text{el},f} - \text{PE}_{\text{el},i} = \frac{1}{2}k\left(\left(\frac{\mu_k mg}{k}\right)^2 - X^2\right). \quad (16.60)$$

3. Recall that  $W_{\text{nc}} = -fd$ .

4. Enter the friction as  $f = \mu_k mg$  into  $W_{\text{nc}} = -fd$ , thus

$$W_{\text{nc}} = -\mu_k mgd. \quad (16.61)$$

5. Combine these two equations to find

$$\frac{1}{2}k\left(\left(\frac{\mu_k mg}{k}\right)^2 - X^2\right) = -\mu_k mgd. \quad (16.62)$$

6. Solve the equation for  $d$ :

$$d = \frac{k}{2\mu_k mg}\left(X^2 - \left(\frac{\mu_k mg}{k}\right)^2\right). \quad (16.63)$$

7. Enter the known values into the resulting equation:

$$d = \frac{50.0 \text{ N/m}}{2(0.0800)(0.200 \text{ kg})(9.80 \text{ m/s}^2)}\left((0.100 \text{ m})^2 - \left(\frac{(0.0800)(0.200 \text{ kg})(9.80 \text{ m/s}^2)}{50.0 \text{ N/m}}\right)^2\right). \quad (16.64)$$

8. Calculate  $d$  and convert units:

$$d = 1.59 \text{ m}. \quad (16.65)$$

### Discussion b

This is the total distance traveled back and forth across  $x = 0$ , which is the undamped equilibrium position. The number of oscillations about the equilibrium position will be more than  $d/X = (1.59 \text{ m})/(0.100 \text{ m}) = 15.9$  because the amplitude of the oscillations is decreasing with time. At the end of the motion, this system will not return to  $x = 0$  for this type of damping force, because static friction will exceed the restoring force. This system is underdamped. In contrast, an overdamped system with a simple constant damping force would not cross the equilibrium position  $x = 0$  a single time. For example, if this system had a damping force 20 times greater, it would only move 0.0484 m toward the equilibrium position from its original 0.100-m position.

This worked example illustrates how to apply problem-solving strategies to situations that integrate the different concepts you have learned. The first step is to identify the physical principles involved in the problem. The second step is to solve for the unknowns using familiar problem-solving strategies. These are found throughout the text, and many worked examples show how to use them for single topics. In this integrated concepts example, you can see how to apply them across several topics. You will find these techniques useful in applications of physics outside a physics course, such as in your profession, in other science disciplines, and in everyday life.

### Check Your Understanding

Why are completely undamped harmonic oscillators so rare?

#### Solution

Friction often comes into play whenever an object is moving. Friction causes damping in a harmonic oscillator.

### Check Your Understanding

Describe the difference between overdamping, underdamping, and critical damping.

#### Solution


An overdamped system moves slowly toward equilibrium. An underdamped system moves quickly to equilibrium, but will oscillate about the equilibrium point as it does so. A critically damped system moves as quickly as possible toward equilibrium without oscillating about the equilibrium.

## 16.8 Forced Oscillations and Resonance

### Learning Objectives

By the end of this section, you will be able to:

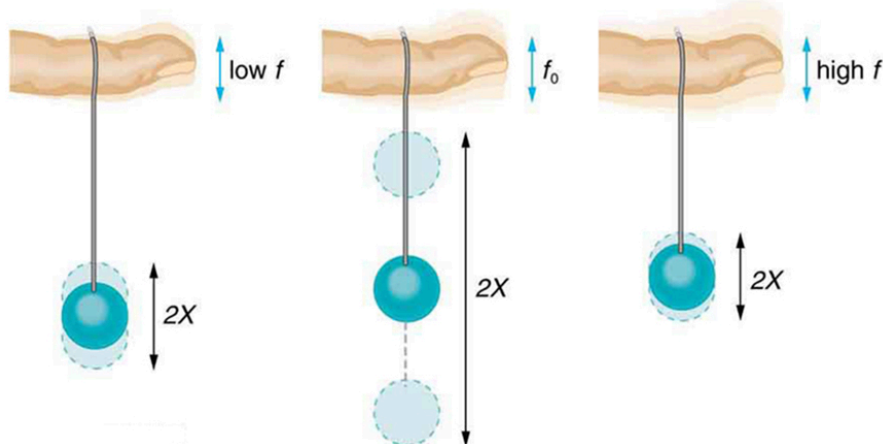
- Differentiate between different types of damping.
- Explain resonance.



**Figure 16.25** You can cause the strings in a piano to vibrate simply by producing sound waves from your voice. (credit: Matt Billings, Flickr)

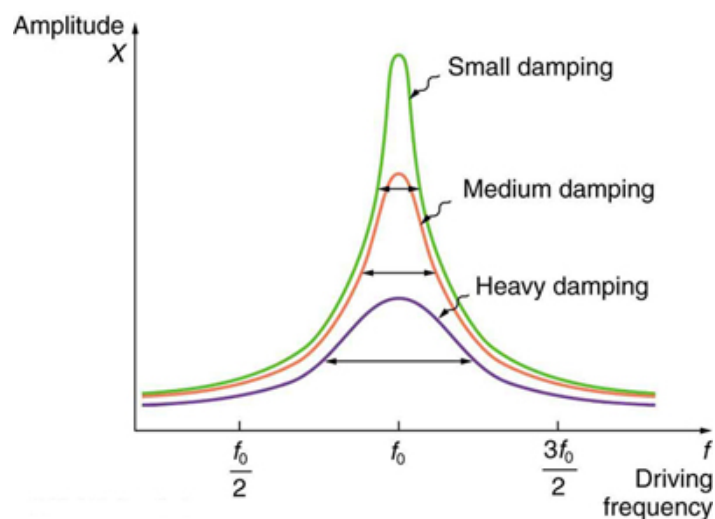
Sit in front of a piano sometime and sing a loud brief note at it with the dampers off its strings. It will sing the same note back at you—the strings, having the same frequencies as your voice, are resonating in response to the forces from the sound waves that you sent to them. Your voice and a piano's strings is a good example of the fact that objects—in this case, piano strings—can be forced to oscillate but oscillate best at their natural frequency. In this section, we shall briefly explore applying a *periodic driving force* acting on a simple harmonic oscillator. The driving force puts energy into the system at a certain frequency, not necessarily the same as the natural frequency of the system. The **natural frequency** is the frequency at which a system would oscillate if there were no driving and no damping force.

Most of us have played with toys involving an object supported on an elastic band, something like the paddle ball suspended from a finger in **Figure 16.26**. Imagine the finger in the figure is your finger. At first you hold your finger steady, and the ball bounces up and down with a small amount of damping. If you move your finger up and down slowly, the ball will follow along without bouncing much on its own. As you increase the frequency at which you move your finger up and down, the ball will respond by oscillating with increasing amplitude. When you drive the ball at its natural frequency, the ball's oscillations increase in amplitude with each oscillation for as long as you drive it. The phenomenon of driving a system with a frequency equal to its natural frequency is called **resonance**. A system being driven at its natural frequency is said to **resonate**. As the driving frequency gets progressively higher than the resonant or natural frequency, the amplitude of the oscillations becomes smaller, until the oscillations nearly disappear and your finger simply moves up and down with little effect on the ball.



**Figure 16.26** The paddle ball on its rubber band moves in response to the finger supporting it. If the finger moves with the natural frequency  $f_0$  of the ball on the rubber band, then a resonance is achieved, and the amplitude of the ball's oscillations increases dramatically. At higher and lower driving frequencies, energy is transferred to the ball less efficiently, and it responds with lower-amplitude oscillations.

**Figure 16.27** shows a graph of the amplitude of a damped harmonic oscillator as a function of the frequency of the periodic force driving it. There are three curves on the graph, each representing a different amount of damping. All three curves peak at the point where the frequency of the driving force equals the natural frequency of the harmonic oscillator. The highest peak, or greatest response, is for the least amount of damping, because less energy is removed by the damping force.



**Figure 16.27** Amplitude of a harmonic oscillator as a function of the frequency of the driving force. The curves represent the same oscillator with the same natural frequency but with different amounts of damping. Resonance occurs when the driving frequency equals the natural frequency, and the greatest response is for the least amount of damping. The narrowest response is also for the least damping.

It is interesting that the widths of the resonance curves shown in **Figure 16.27** depend on damping: the less the damping, the narrower the resonance. The message is that if you want a driven oscillator to resonate at a very specific frequency, you need as little damping as possible. Little damping is the case for piano strings and many other musical instruments. Conversely, if you want small-amplitude oscillations, such as in a car's suspension system, then you want heavy damping. Heavy damping reduces the amplitude, but the tradeoff is that the system responds at more frequencies.

These features of driven harmonic oscillators apply to a huge variety of systems. When you tune a radio, for example, you are adjusting its resonant frequency so that it only oscillates to the desired station's broadcast (driving) frequency. The more selective the radio is in discriminating between stations, the smaller its damping. Magnetic resonance imaging (MRI) is a widely used medical diagnostic tool in which atomic nuclei (mostly hydrogen nuclei) are made to resonate by incoming radio waves (on the order of 100 MHz). A child on a swing is driven by a parent at the swing's natural frequency to achieve maximum amplitude. In all of these cases, the efficiency of energy transfer from the driving force into the oscillator is best at resonance. Speed bumps and gravel roads prove that even a car's suspension system is not immune to resonance. In spite of finely engineered shock absorbers, which ordinarily convert mechanical energy to thermal energy almost as fast as it comes in, speed bumps still cause a large-amplitude oscillation. On gravel roads that are corrugated, you may have noticed that if you travel at the "wrong" speed, the bumps are very noticeable whereas at other speeds you may hardly feel the bumps at all. **Figure 16.28** shows a photograph of a famous example (the Tacoma Narrows Bridge) of the destructive effects of a driven harmonic oscillation. The Millennium Bridge in London was closed for a short period of time for the same reason while inspections were carried out.

In our bodies, the chest cavity is a clear example of a system at resonance. The diaphragm and chest wall drive the oscillations of the chest cavity which result in the lungs inflating and deflating. The system is critically damped and the muscular diaphragm oscillates at the resonant value for the system, making it highly efficient.



**Figure 16.28** In 1940, the Tacoma Narrows Bridge in Washington state collapsed. Heavy cross winds drove the bridge into oscillations at its resonant frequency. Damping decreased when support cables broke loose and started to slip over the towers, allowing increasingly greater amplitudes until the structure failed (credit: PRI's *Studio 360*, via Flickr)

### Check Your Understanding

A famous magic trick involves a performer singing a note toward a crystal glass until the glass shatters. Explain why the trick

works in terms of resonance and natural frequency.

### Solution

The performer must be singing a note that corresponds to the natural frequency of the glass. As the sound wave is directed at the glass, the glass responds by resonating at the same frequency as the sound wave. With enough energy introduced into the system, the glass begins to vibrate and eventually shatters.

## 16.9 Waves

### Learning Objectives

By the end of this section, you will be able to:

- Describe various characteristics associated with a wave.
- Differentiate between transverse and longitudinal waves.



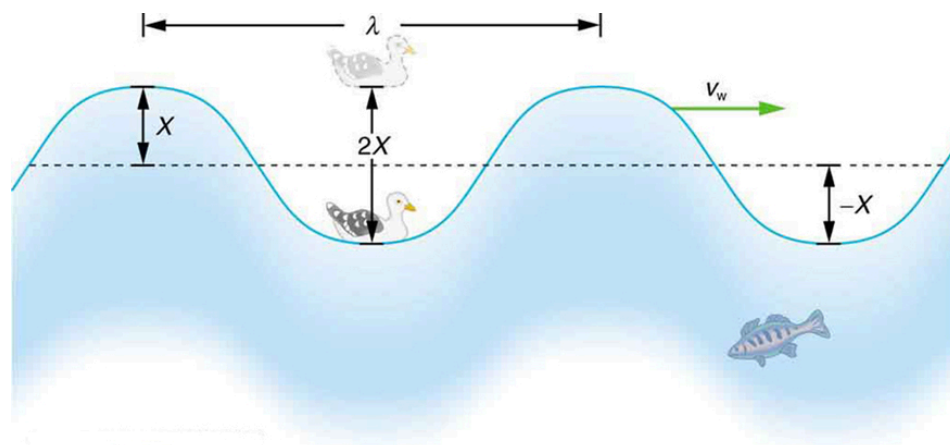
**Figure 16.29** Waves in the ocean behave similarly to all other types of waves. (credit: Steve Jurveston, Flickr)

What do we mean when we say something is a wave? The most intuitive and easiest wave to imagine is the familiar water wave. More precisely, a **wave** is a disturbance that propagates, or moves from the place it was created. For water waves, the disturbance is in the surface of the water, perhaps created by a rock thrown into a pond or by a swimmer splashing the surface repeatedly. For sound waves, the disturbance is a change in air pressure, perhaps created by the oscillating cone inside a speaker. For earthquakes, there are several types of disturbances, including disturbance of Earth's surface and pressure disturbances under the surface. Even radio waves are most easily understood using an analogy with water waves. Visualizing water waves is useful because there is more to it than just a mental image. Water waves exhibit characteristics common to all waves, such as amplitude, period, frequency and energy. All wave characteristics can be described by a small set of underlying principles.

A wave is a disturbance that propagates, or moves from the place it was created. The simplest waves repeat themselves for several cycles and are associated with simple harmonic motion. Let us start by considering the simplified water wave in **Figure 16.30**. The wave is an up and down disturbance of the water surface. It causes a sea gull to move up and down in simple harmonic motion as the wave crests and troughs (peaks and valleys) pass under the bird. The time for one complete up and down motion is the wave's period  $T$ . The wave's frequency is  $f = 1/T$ , as usual. The wave itself moves to the right in the figure. This movement of the wave is actually the disturbance moving to the right, not the water itself (or the bird would move to the right). We define **wave velocity**  $v_w$  to be the speed at which the disturbance moves. Wave velocity is sometimes also called the *propagation velocity* or *propagation speed*, because the disturbance propagates from one location to another.

### Misconception Alert

Many people think that water waves push water from one direction to another. In fact, the particles of water tend to stay in one location, save for moving up and down due to the energy in the wave. The energy moves forward through the water, but the water stays in one place. If you feel yourself pushed in an ocean, what you feel is the energy of the wave, not a rush of water.



**Figure 16.30** An idealized ocean wave passes under a sea gull that bobs up and down in simple harmonic motion. The wave has a wavelength  $\lambda$ , which is the distance between adjacent identical parts of the wave. The up and down disturbance of the surface propagates parallel to the surface at a speed  $v_w$ .

The water wave in the figure also has a length associated with it, called its **wavelength**  $\lambda$ , the distance between adjacent identical parts of a wave. ( $\lambda$  is the distance parallel to the direction of propagation.) The speed of propagation  $v_w$  is the distance the wave travels in a given time, which is one wavelength in the time of one period. In equation form, that is

$$v_w = \frac{\lambda}{T} \quad (16.66)$$

or

$$v_w = f\lambda. \quad (16.67)$$

This fundamental relationship holds for all types of waves. For water waves,  $v_w$  is the speed of a surface wave; for sound,  $v_w$  is the speed of sound; and for visible light,  $v_w$  is the speed of light, for example.

#### Applying the Science Practices: Different Types of Waves

Consider a spring fixed to a wall with a mass connected to its end. This fixed point on the wall exerts a force on the complete spring-and-mass system, and this implies that the momentum of the complete system is not conserved. Now, consider energy. Since the system is fixed to a point on the wall, it does not do any work; hence, the total work done is conserved, which means that the energy is conserved. Consequently, we have an oscillator in which energy is conserved but momentum is not. Now, consider a system of two masses connected to each other by a spring. This type of system also forms an oscillator. Since there is no fixed point, momentum is conserved as the forces acting on the two masses are equal and opposite. Energy for such a system will be conserved, because there are no external forces acting on the spring-two-masses system. It is clear from above that, for momentum to be conserved, momentum needs to be carried by waves. This is a typical example of a mechanical oscillator producing mechanical waves that need a medium in which to propagate. Sound waves are also examples of mechanical waves. There are some waves that can travel in the absence of a medium of propagation. Such waves are called “electromagnetic waves.” Light waves are examples of electromagnetic waves. Electromagnetic waves are created by the vibration of electric charge. This vibration creates a wave with both electric and magnetic field components.

#### Take-Home Experiment: Waves in a Bowl

Fill a large bowl or basin with water and wait for the water to settle so there are no ripples. Gently drop a cork into the middle of the bowl. Estimate the wavelength and period of oscillation of the water wave that propagates away from the cork. Remove the cork from the bowl and wait for the water to settle again. Gently drop the cork at a height that is different from the first drop. Does the wavelength depend upon how high above the water the cork is dropped?

#### Example 16.9 Calculate the Velocity of Wave Propagation: Gull in the Ocean

Calculate the wave velocity of the ocean wave in **Figure 16.30** if the distance between wave crests is 10.0 m and the time for a sea gull to bob up and down is 5.00 s.

##### Strategy

We are asked to find  $v_w$ . The given information tells us that  $\lambda = 10.0$  m and  $T = 5.00$  s. Therefore, we can use

$v_w = \frac{\lambda}{T}$  to find the wave velocity.

### Solution

1. Enter the known values into  $v_w = \frac{\lambda}{T}$ :

$$v_w = \frac{10.0 \text{ m}}{5.00 \text{ s}} \quad (16.68)$$

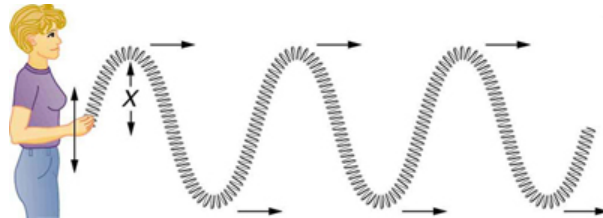
2. Solve for  $v_w$  to find  $v_w = 2.00 \text{ m/s}$ .

### Discussion

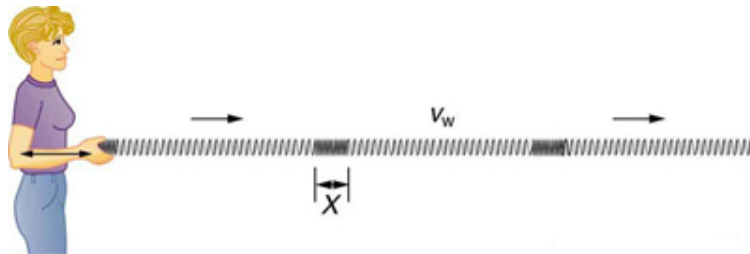
This slow speed seems reasonable for an ocean wave. Note that the wave moves to the right in the figure at this speed, not the varying speed at which the sea gull moves up and down.

## Transverse and Longitudinal Waves

A simple wave consists of a periodic disturbance that propagates from one place to another. The wave in **Figure 16.31** propagates in the horizontal direction while the surface is disturbed in the vertical direction. Such a wave is called a **transverse wave** or shear wave; in such a wave, the disturbance is perpendicular to the direction of propagation. In contrast, in a **longitudinal wave** or compressional wave, the disturbance is parallel to the direction of propagation. **Figure 16.32** shows an example of a longitudinal wave. The size of the disturbance is its amplitude  $X$  and is completely independent of the speed of propagation  $v_w$ .



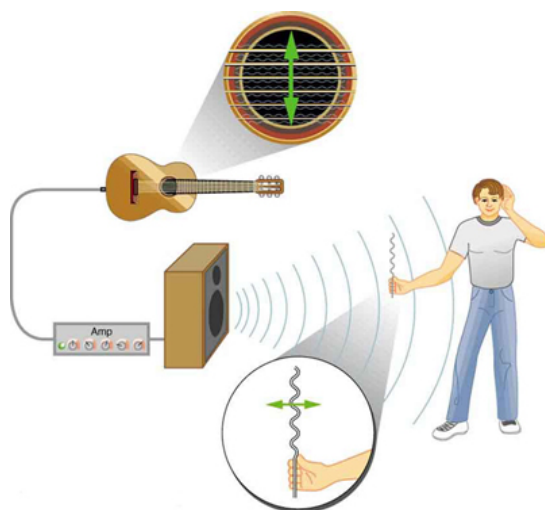
**Figure 16.31** In this example of a transverse wave, the wave propagates horizontally, and the disturbance in the cord is in the vertical direction.



**Figure 16.32** In this example of a longitudinal wave, the wave propagates horizontally, and the disturbance in the cord is also in the horizontal direction.

Waves may be transverse, longitudinal, or a *combination of the two*. (Water waves are actually a combination of transverse and longitudinal. The simplified water wave illustrated in **Figure 16.30** shows no longitudinal motion of the bird.) The waves on the strings of musical instruments are transverse—so are electromagnetic waves, such as visible light.

Sound waves in air and water are longitudinal. Their disturbances are periodic variations in pressure that are transmitted in fluids. Fluids do not have appreciable shear strength, and thus the sound waves in them must be longitudinal or compressional. Sound in solids can be both longitudinal and transverse.



**Figure 16.33** The wave on a guitar string is transverse. The sound wave rattles a sheet of paper in a direction that shows the sound wave is longitudinal.

Earthquake waves under Earth's surface also have both longitudinal and transverse components (called compressional or P-waves and shear or S-waves, respectively). These components have important individual characteristics—they propagate at different speeds, for example. Earthquakes also have surface waves that are similar to surface waves on water.

#### Applying the Science Practices: Electricity in Your Home

The source of electricity is of a sinusoidal nature. If we appropriately probe using an oscilloscope (an instrument used to display and analyze electronic signals), we can precisely determine the frequency and wavelength of the waveform. Inquire about the maximum voltage current that you get in your house and plot a sinusoidal waveform representing the frequency, wavelength, and period for it.

#### Check Your Understanding

Why is it important to differentiate between longitudinal and transverse waves?

##### Solution

In the different types of waves, energy can propagate in a different direction relative to the motion of the wave. This is important to understand how different types of waves affect the materials around them.

#### PhET Explorations: Wave on a String

Watch a string vibrate in slow motion. Wiggle the end of the string and make waves, or adjust the frequency and amplitude of an oscillator. Adjust the damping and tension. The end can be fixed, loose, or open.



## PhET Interactive Simulation

**Figure 16.34** Wave on a String ([http://cnx.org/content/m55281/1.3/wave-on-a-string\\_en.jar](http://cnx.org/content/m55281/1.3/wave-on-a-string_en.jar))

## 16.10 Superposition and Interference

### Learning Objectives

By the end of this section, you will be able to:

- Determine the resultant waveform when two waves act in superposition relative to each other.
- Explain standing waves.
- Describe the mathematical representation of overtones and beat frequency.



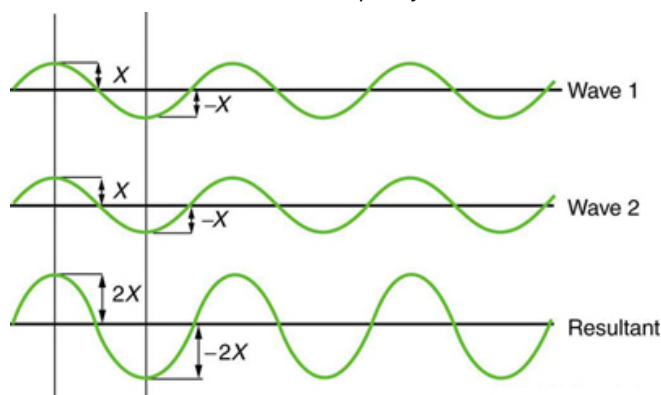
**Figure 16.35** These waves result from the superposition of several waves from different sources, producing a complex pattern. (credit: waterborough, Wikimedia Commons)

Most waves do not look very simple. They look more like the waves in **Figure 16.35** than like the simple water wave considered in **Waves**. (Simple waves may be created by a simple harmonic oscillation, and thus have a sinusoidal shape). Complex waves are more interesting, even beautiful, but they look formidable. Most waves appear complex because they result from several simple waves adding together. Luckily, the rules for adding waves are quite simple.

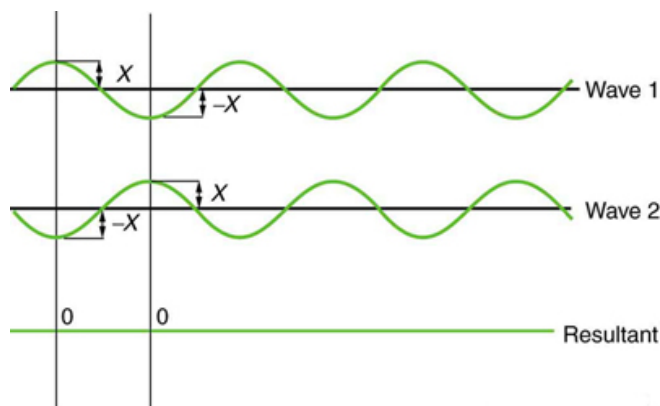
When two or more waves arrive at the same point, they superimpose themselves on one another. More specifically, the disturbances of waves are superimposed when they come together—a phenomenon called **superposition**. Each disturbance corresponds to a force, and forces add. If the disturbances are along the same line, then the resulting wave is a simple addition of the disturbances of the individual waves—that is, their amplitudes add. **Figure 16.36** and **Figure 16.37** illustrate superposition in two special cases, both of which produce simple results.

**Figure 16.36** shows two identical waves that arrive at the same point exactly in phase. The crests of the two waves are precisely aligned, as are the troughs. This superposition produces pure **constructive interference**. Because the disturbances add, pure constructive interference produces a wave that has twice the amplitude of the individual waves, but has the same wavelength.

**Figure 16.37** shows two identical waves that arrive exactly out of phase—that is, precisely aligned crest to trough—producing pure **destructive interference**. Because the disturbances are in the opposite direction for this superposition, the resulting amplitude is zero for pure destructive interference—the waves completely cancel.



**Figure 16.36** Pure constructive interference of two identical waves produces one with twice the amplitude, but the same wavelength.



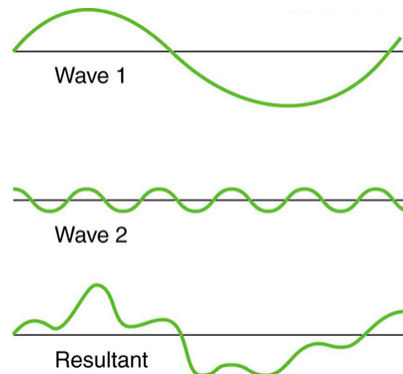
**Figure 16.37** Pure destructive interference of two identical waves produces zero amplitude, or complete cancellation.

While pure constructive and pure destructive interference do occur, they require precisely aligned identical waves. The



superposition of most waves produces a combination of constructive and destructive interference and can vary from place to place and time to time. Sound from a stereo, for example, can be loud in one spot and quiet in another. Varying loudness means the sound waves add partially constructively and partially destructively at different locations. A stereo has at least two speakers creating sound waves, and waves can reflect from walls. All these waves superimpose. An example of sounds that vary over time from constructive to destructive is found in the combined whine of airplane jets heard by a stationary passenger. The combined sound can fluctuate up and down in volume as the sound from the two engines varies in time from constructive to destructive. These examples are of waves that are similar.

An example of the superposition of two dissimilar waves is shown in **Figure 16.38**. Here again, the disturbances add and subtract, producing a more complicated looking wave.

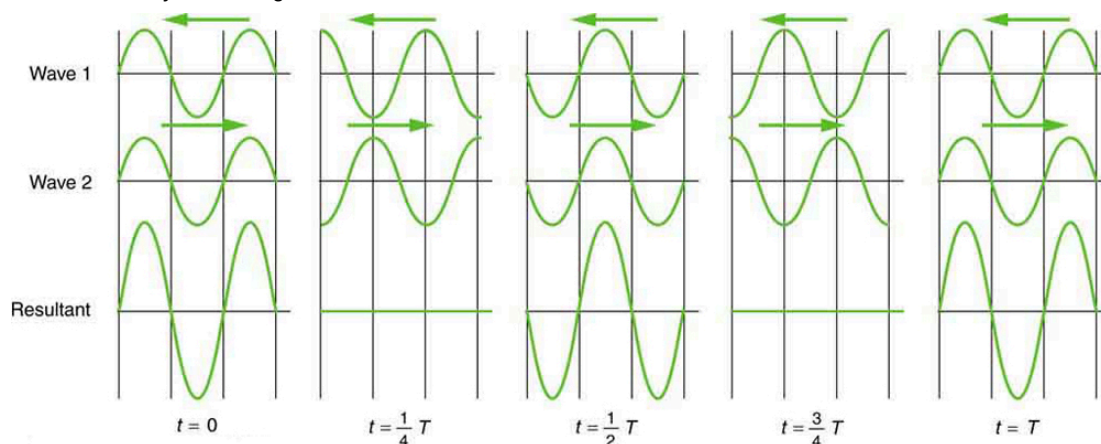


**Figure 16.38** Superposition of non-identical waves exhibits both constructive and destructive interference.

### Standing Waves

Sometimes waves do not seem to move; rather, they just vibrate in place. Unmoving waves can be seen on the surface of a glass of milk in a refrigerator, for example. Vibrations from the refrigerator motor create waves on the milk that oscillate up and down but do not seem to move across the surface. These waves are formed by the superposition of two or more moving waves, such as illustrated in **Figure 16.39** for two identical waves moving in opposite directions. The waves move through each other with their disturbances adding as they go by. If the two waves have the same amplitude and wavelength, then they alternate between constructive and destructive interference. The resultant looks like a wave standing in place and, thus, is called a **standing wave**. Waves on the glass of milk are one example of standing waves. There are other standing waves, such as on guitar strings and in organ pipes. With the glass of milk, the two waves that produce standing waves may come from reflections from the side of the glass.

A closer look at earthquakes provides evidence for conditions appropriate for resonance, standing waves, and constructive and destructive interference. A building may be vibrated for several seconds with a driving frequency matching that of the natural frequency of vibration of the building—producing a resonance resulting in one building collapsing while neighboring buildings do not. Often buildings of a certain height are devastated while other taller buildings remain intact. The building height matches the condition for setting up a standing wave for that particular height. As the earthquake waves travel along the surface of Earth and reflect off denser rocks, constructive interference occurs at certain points. Often areas closer to the epicenter are not damaged while areas farther away are damaged.



**Figure 16.39** Standing wave created by the superposition of two identical waves moving in opposite directions. The oscillations are at fixed locations in space and result from alternately constructive and destructive interference.

Standing waves are also found on the strings of musical instruments and are due to reflections of waves from the ends of the string. **Figure 16.40** and **Figure 16.41** show three standing waves that can be created on a string that is fixed at both ends.

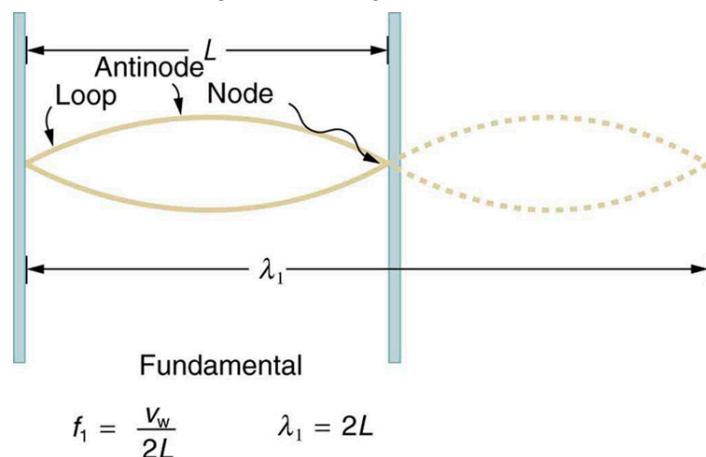
**Nodes** are the points where the string does not move; more generally, nodes are where the wave disturbance is zero in a standing wave. The fixed ends of strings must be nodes, too, because the string cannot move there. The word **antinode** is used

to denote the location of maximum amplitude in standing waves. Standing waves on strings have a frequency that is related to the propagation speed  $v_w$  of the disturbance on the string. The wavelength  $\lambda$  is determined by the distance between the points where the string is fixed in place.

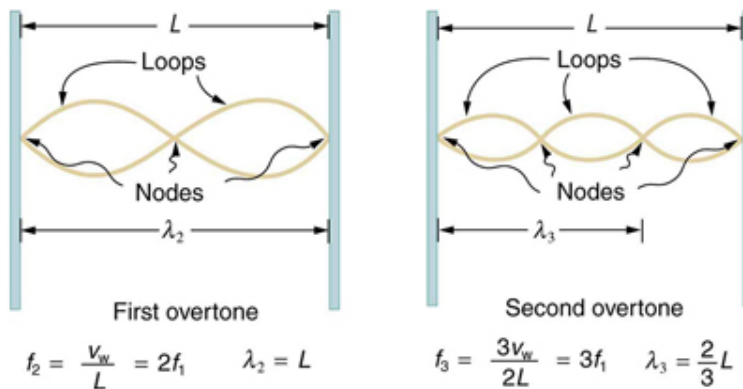
The lowest frequency, called the **fundamental frequency**, is thus for the longest wavelength, which is seen to be  $\lambda_1 = 2L$ .

Therefore, the fundamental frequency is  $f_1 = v_w / \lambda_1 = v_w / 2L$ . In this case, the **overtone**s or harmonics are multiples of the fundamental frequency. As seen in **Figure 16.41**, the first harmonic can easily be calculated since  $\lambda_2 = L$ . Thus,

$f_2 = v_w / \lambda_2 = v_w / L = 2f_1$ . Similarly,  $f_3 = 3f_1$ , and so on. All of these frequencies can be changed by adjusting the tension in the string. The greater the tension, the greater  $v_w$  is and the higher the frequencies. This observation is familiar to anyone who has ever observed a string instrument being tuned. We will see in later chapters that standing waves are crucial to many resonance phenomena, such as in sounding boxes on string instruments.



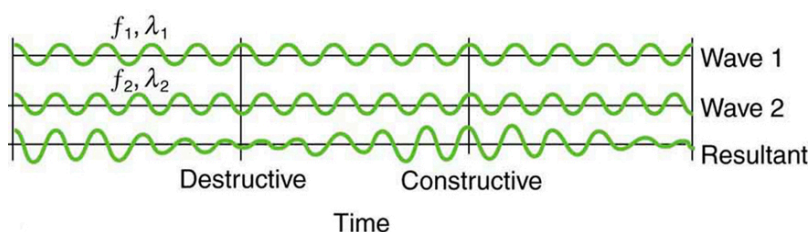
**Figure 16.40** The figure shows a string oscillating at its fundamental frequency.



**Figure 16.41** First and second harmonic frequencies are shown.

## Beats

Striking two adjacent keys on a piano produces a warbling combination usually considered to be unpleasant. The superposition of two waves of similar but not identical frequencies is the culprit. Another example is often noticeable in jet aircraft, particularly the two-engine variety, while taxiing. The combined sound of the engines goes up and down in loudness. This varying loudness happens because the sound waves have similar but not identical frequencies. The discordant warbling of the piano and the fluctuating loudness of the jet engine noise are both due to alternately constructive and destructive interference as the two waves go in and out of phase. **Figure 16.42** illustrates this graphically.



**Figure 16.42** Beats are produced by the superposition of two waves of slightly different frequencies but identical amplitudes. The waves alternate in time between constructive interference and destructive interference, giving the resulting wave a time-varying amplitude.

The wave resulting from the superposition of two similar-frequency waves has a frequency that is the average of the two. This wave fluctuates in amplitude, or *beats*, with a frequency called the **beat frequency**. We can determine the beat frequency by adding two waves together mathematically. Note that a wave can be represented at one point in space as

$$x = X \cos\left(\frac{2\pi t}{T}\right) = X \cos(2\pi f t), \quad (16.69)$$

where  $f = 1/T$  is the frequency of the wave. Adding two waves that have different frequencies but identical amplitudes produces a resultant

$$x = x_1 + x_2. \quad (16.70)$$

More specifically,

$$x = X \cos(2\pi f_1 t) + X \cos(2\pi f_2 t). \quad (16.71)$$

Using a trigonometric identity, it can be shown that

$$x = 2X \cos(\pi f_B t) \cos(2\pi f_{\text{ave}} t), \quad (16.72)$$

where

$$f_B = |f_1 - f_2| \quad (16.73)$$

is the beat frequency, and  $f_{\text{ave}}$  is the average of  $f_1$  and  $f_2$ . These results mean that the resultant wave has twice the amplitude and the average frequency of the two superimposed waves, but it also fluctuates in overall amplitude at the beat frequency  $f_B$ . The first cosine term in the expression effectively causes the amplitude to go up and down. The second cosine term is the wave with frequency  $f_{\text{ave}}$ . This result is valid for all types of waves. However, if it is a sound wave, providing the two frequencies are similar, then what we hear is an average frequency that gets louder and softer (or warbles) at the beat frequency.

#### Real World Connections: Tuning Forks

The **MIT physics demo** (<http://openstaxcollege.org/l/31tuningforks/>) entitled “Tuning Forks: Resonance and Beat Frequency” provides a qualitative picture of how wave interference produces beats.

Description: Two identical forks and sounding boxes are placed next to each other. Striking one tuning fork will cause the other to resonate at the same frequency. When a weight is attached to one tuning fork, they are no longer identical. Thus, one will not cause the other to resonate. When two different forks are struck at the same time, the interference of their pitches produces beats.

#### Real World Connections: Jump Rop

This is a fun activity with which to learn about interference and superposition. Take a jump rope and hold it at the two ends with one of your friends. While each of you is holding the rope, snap your hands to produce a wave from each side. Record your observations and see if they match with the following:

- One wave starts from the right end and travels to the left end of the rope.
- Another wave starts at the left end and travels to the right end of the rope.
- The waves travel at the same speed.
- The shape of the waves depends on the way the person snaps his or her hands.
- There is a region of overlap.
- The shapes of the waves are identical to their original shapes after they overlap.

Now, snap the rope up and down and ask your friend to snap his or her end of the rope sideways. The resultant that one sees here is the vector sum of two individual displacements.

This activity illustrates superposition and interference. When two or more waves interact with each other at a point, the

disturbance at that point is given by the sum of the disturbances each wave will produce in the absence of the other. This is the principle of superposition. Interference is a result of superposition of two or more waves to form a resultant wave of greater or lower amplitude.

While beats may sometimes be annoying in audible sounds, we will find that beats have many applications. Observing beats is a very useful way to compare similar frequencies. There are applications of beats as apparently disparate as in ultrasonic imaging and radar speed traps.

### Check Your Understanding

Imagine you are holding one end of a jump rope, and your friend holds the other. If your friend holds her end still, you can move your end up and down, creating a transverse wave. If your friend then begins to move her end up and down, generating a wave in the opposite direction, what resultant wave forms would you expect to see in the jump rope?

#### Solution

The rope would alternate between having waves with amplitudes two times the original amplitude and reaching equilibrium with no amplitude at all. The wavelengths will result in both constructive and destructive interference

### Check Your Understanding

Define nodes and antinodes.

#### Solution

Nodes are areas of wave interference where there is no motion. Antinodes are areas of wave interference where the motion is at its maximum point.

### Check Your Understanding

You hook up a stereo system. When you test the system, you notice that in one corner of the room, the sounds seem dull. In another area, the sounds seem excessively loud. Describe how the sound moving about the room could result in these effects.

#### Solution

With multiple speakers putting out sounds into the room, and these sounds bouncing off walls, there is bound to be some wave interference. In the dull areas, the interference is probably mostly destructive. In the louder areas, the interference is probably mostly constructive.

### PhET Explorations: Wave Interference

Make waves with a dripping faucet, audio speaker, or laser! Add a second source or a pair of slits to create an interference pattern.



## PhET Interactive Simulation

Figure 16.43 Wave Interference ([http://cnx.org/content/m55282/1.2/wave-interference\\_en.jar](http://cnx.org/content/m55282/1.2/wave-interference_en.jar))

## 16.11 Energy in Waves: Intensity

### Learning Objectives

By the end of this section, you will be able to:

- Calculate the intensity and the power of rays and waves.



**Figure 16.44** The destructive effect of an earthquake is palpable evidence of the energy carried in these waves. The Richter scale rating of earthquakes is related to both their amplitude and the energy they carry. (credit: Petty Officer 2nd Class Candice Villarreal, U.S. Navy)

All waves carry energy. The energy of some waves can be directly observed. Earthquakes can shake whole cities to the ground, performing the work of thousands of wrecking balls.

Loud sounds pulverize nerve cells in the inner ear, causing permanent hearing loss. Ultrasound is used for deep-heat treatment of muscle strains. A laser beam can burn away a malignancy. Water waves chew up beaches.

The amount of energy in a wave is related to its amplitude. Large-amplitude earthquakes produce large ground displacements. Loud sounds have higher pressure amplitudes and come from larger-amplitude source vibrations than soft sounds. Large ocean breakers churn up the shore more than small ones. More quantitatively, a wave is a displacement that is resisted by a restoring force. The larger the displacement  $x$ , the larger the force  $F = kx$  needed to create it. Because work  $W$  is related to force multiplied by distance ( $Fx$ ) and energy is put into the wave by the work done to create it, the energy in a wave is related to amplitude. In fact, a wave's energy is directly proportional to its amplitude squared because

$$W \propto Fx = kx^2. \quad (16.74)$$

The energy effects of a wave depend on time as well as amplitude. For example, the longer deep-heat ultrasound is applied, the more energy it transfers. Waves can also be concentrated or spread out. Sunlight, for example, can be focused to burn wood. Earthquakes spread out, so they do less damage the farther they get from the source. In both cases, changing the area the waves cover has important effects. All these pertinent factors are included in the definition of **intensity**  $I$  as power per unit area:

$$I = \frac{P}{A} \quad (16.75)$$

where  $P$  is the power carried by the wave through area  $A$ . The definition of intensity is valid for any energy in transit, including that carried by waves. The SI unit for intensity is watts per square meter ( $\text{W}/\text{m}^2$ ). For example, infrared and visible energy from the Sun impinge on Earth at an intensity of  $1300 \text{ W}/\text{m}^2$  just above the atmosphere. There are other intensity-related units in use, too. The most common is the decibel. For example, a 90 decibel sound level corresponds to an intensity of  $10^{-3} \text{ W}/\text{m}^2$ . (This quantity is not much power per unit area considering that 90 decibels is a relatively high sound level. Decibels will be discussed in some detail in a later chapter.)

### Example 16.10 Calculating intensity and power: How much energy is in a ray of sunlight?

The average intensity of sunlight on Earth's surface is about  $700 \text{ W}/\text{m}^2$ .

- (a) Calculate the amount of energy that falls on a solar collector having an area of  $0.500 \text{ m}^2$  in 4.00 h.
- (b) What intensity would such sunlight have if concentrated by a magnifying glass onto an area 200 times smaller than its own?

#### Strategy a

Because power is energy per unit time or  $P = \frac{E}{t}$ , the definition of intensity can be written as  $I = \frac{P}{A} = \frac{E/t}{A}$ , and this equation can be solved for E with the given information.

#### Solution a

- Begin with the equation that states the definition of intensity:

$$I = \frac{P}{A}. \quad (16.76)$$

2. Replace  $P$  with its equivalent  $E/t$ :

$$I = \frac{E/t}{A}. \quad (16.77)$$

3. Solve for  $E$ :

$$E = IAt. \quad (16.78)$$

4. Substitute known values into the equation:

$$E = (700 \text{ W/m}^2)(0.500 \text{ m}^2)(4.00 \text{ h})(3600 \text{ s/h}). \quad (16.79)$$

5. Calculate to find  $E$  and convert units:

$$5.04 \times 10^6 \text{ J}, \quad (16.80)$$

#### Discussion a

The energy falling on the solar collector in 4 h in part is enough to be useful—for example, for heating a significant amount of water.

#### Strategy b

Taking a ratio of new intensity to old intensity and using primes for the new quantities, we will find that it depends on the ratio of the areas. All other quantities will cancel.

#### Solution b

1. Take the ratio of intensities, which yields:

$$\frac{I'}{I} = \frac{P'/A'}{P/A} = \frac{A}{A'} \quad (\text{The powers cancel because } P' = P). \quad (16.81)$$

2. Identify the knowns:

$$A = 200A', \quad (16.82)$$

$$\frac{I'}{I} = 200. \quad (16.83)$$

3. Substitute known quantities:

$$I' = 200I = 200(700 \text{ W/m}^2). \quad (16.84)$$

4. Calculate to find  $I'$ :

$$I' = 1.40 \times 10^5 \text{ W/m}^2. \quad (16.85)$$

#### Discussion b

Decreasing the area increases the intensity considerably. The intensity of the concentrated sunlight could even start a fire.

### Example 16.11 Determine the combined intensity of two waves: Perfect constructive interference

If two identical waves, each having an intensity of  $1.00 \text{ W/m}^2$ , interfere perfectly constructively, what is the intensity of the resulting wave?

#### Strategy

We know from **Superposition and Interference** that when two identical waves, which have equal amplitudes  $X$ , interfere perfectly constructively, the resulting wave has an amplitude of  $2X$ . Because a wave's intensity is proportional to amplitude squared, the intensity of the resulting wave is four times as great as in the individual waves.

#### Solution

- Recall that intensity is proportional to amplitude squared.
- Calculate the new amplitude:

$$I' \propto (X)^2 = (2X)^2 = 4X^2. \quad (16.86)$$

- Recall that the intensity of the old amplitude was:

$$I \propto X^2. \quad (16.87)$$

- Take the ratio of new intensity to the old intensity. This gives:

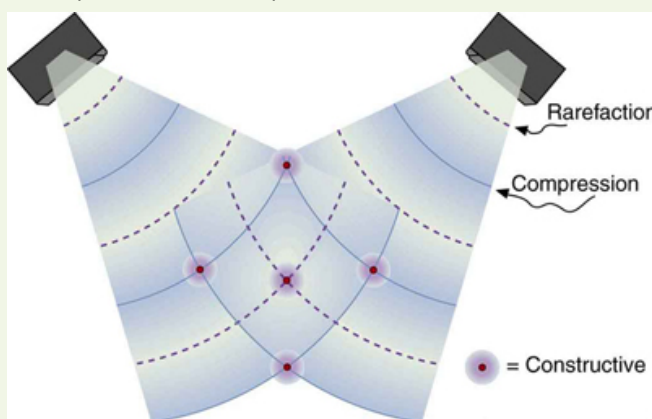
$$\frac{I'}{I} = 4. \quad (16.88)$$

5. Calculate to find  $I'$ :

$$I' = 4I = 4.00 \text{ W/m}^2. \quad (16.89)$$

### Discussion

The intensity goes up by a factor of 4 when the amplitude doubles. This answer is a little disquieting. The two individual waves each have intensities of  $1.00 \text{ W/m}^2$ , yet their sum has an intensity of  $4.00 \text{ W/m}^2$ , which may appear to violate conservation of energy. This violation, of course, cannot happen. What does happen is intriguing. The area over which the intensity is  $4.00 \text{ W/m}^2$  is much less than the area covered by the two waves before they interfered. There are other areas where the intensity is zero. The addition of waves is not as simple as our first look in **Superposition and Interference** suggested. We actually get a pattern of both constructive interference and destructive interference whenever two waves are added. For example, if we have two stereo speakers putting out  $1.00 \text{ W/m}^2$  each, there will be places in the room where the intensity is  $4.00 \text{ W/m}^2$ , other places where the intensity is zero, and others in between. **Figure 16.45** shows what this interference might look like. We will pursue interference patterns elsewhere in this text.



**Figure 16.45** These stereo speakers produce both constructive interference and destructive interference in the room, a property common to the superposition of all types of waves. The shading is proportional to intensity.

### Check Your Understanding

Which measurement of a wave is most important when determining the wave's intensity?

#### Solution

Amplitude, because a wave's energy is directly proportional to its amplitude squared.

### Glossary

**amplitude:** the maximum displacement from the equilibrium position of an object oscillating around the equilibrium position

**antinode:** the location of maximum amplitude in standing waves

**beat frequency:** the frequency of the amplitude fluctuations of a wave

**constructive interference:** when two waves arrive at the same point exactly in phase; that is, the crests of the two waves are precisely aligned, as are the troughs

**critical damping:** the condition in which the damping of an oscillator causes it to return as quickly as possible to its equilibrium position without oscillating back and forth about this position

**deformation:** displacement from equilibrium

**destructive interference:** when two identical waves arrive at the same point exactly out of phase; that is, precisely aligned crest to trough

**elastic potential energy:** potential energy stored as a result of deformation of an elastic object, such as the stretching of a spring

**force constant:** a constant related to the rigidity of a system: the larger the force constant, the more rigid the system; the

force constant is represented by  $k$

**frequency:** number of events per unit of time

**fundamental frequency:** the lowest frequency of a periodic waveform

**intensity:** power per unit area

**longitudinal wave:** a wave in which the disturbance is parallel to the direction of propagation

**natural frequency:** the frequency at which a system would oscillate if there were no driving and no damping forces

**nodes:** the points where the string does not move; more generally, nodes are where the wave disturbance is zero in a standing wave

**oscillate:** moving back and forth regularly between two points

**over damping:** the condition in which damping of an oscillator causes it to return to equilibrium without oscillating; oscillator moves more slowly toward equilibrium than in the critically damped system

**overtones:** multiples of the fundamental frequency of a sound

**period:** time it takes to complete one oscillation

**periodic motion:** motion that repeats itself at regular time intervals

**resonance:** the phenomenon of driving a system with a frequency equal to the system's natural frequency

**resonate:** a system being driven at its natural frequency

**restoring force:** force acting in opposition to the force caused by a deformation

**simple harmonic motion:** the oscillatory motion in a system where the net force can be described by Hooke's law

**simple harmonic oscillator:** a device that implements Hooke's law, such as a mass that is attached to a spring, with the other end of the spring being connected to a rigid support such as a wall

**simple pendulum:** an object with a small mass suspended from a light wire or string

**superposition:** the phenomenon that occurs when two or more waves arrive at the same point

**transverse wave:** a wave in which the disturbance is perpendicular to the direction of propagation

**under damping:** the condition in which damping of an oscillator causes it to return to equilibrium with the amplitude gradually decreasing to zero; system returns to equilibrium faster but overshoots and crosses the equilibrium position one or more times

**wave:** a disturbance that moves from its source and carries energy

**wave velocity:** the speed at which the disturbance moves. Also called the propagation velocity or propagation speed

**wavelength:** the distance between adjacent identical parts of a wave

## Section Summary

### 16.1 Hooke's Law: Stress and Strain Revisited

- An oscillation is a back and forth motion of an object between two points of deformation.
- An oscillation may create a wave, which is a disturbance that propagates from where it was created.
- The simplest type of oscillations and waves are related to systems that can be described by Hooke's law:

$$F = -kx,$$

where  $F$  is the restoring force,  $x$  is the displacement from equilibrium or deformation, and  $k$  is the force constant of the system.

- Elastic potential energy  $PE_{el}$  stored in the deformation of a system that can be described by Hooke's law is given by

$$PE_{el} = (1/2)kx^2.$$

### 16.2 Period and Frequency in Oscillations

- Periodic motion is a repetitious oscillation.
- The time for one oscillation is the period  $T$ .



- The number of oscillations per unit time is the frequency  $f$ .
- These quantities are related by

$$f = \frac{1}{T}.$$

### 16.3 Simple Harmonic Motion: A Special Periodic Motion

- Simple harmonic motion is oscillatory motion for a system that can be described only by Hooke's law. Such a system is also called a simple harmonic oscillator.
- Maximum displacement is the amplitude  $X$ . The period  $T$  and frequency  $f$  of a simple harmonic oscillator are given by

$$T = 2\pi\sqrt{\frac{m}{k}} \text{ and } f = \frac{1}{2\pi}\sqrt{\frac{k}{m}}, \text{ where } m \text{ is the mass of the system.}$$

- Displacement in simple harmonic motion as a function of time is given by  $x(t) = X \cos \frac{2\pi t}{T}$ .
- The velocity is given by  $v(t) = -v_{\max} \sin \frac{2\pi t}{T}$ , where  $v_{\max} = \sqrt{k/m}X$ .
- The acceleration is found to be  $a(t) = -\frac{kX}{m} \cos \frac{2\pi t}{T}$ .

### 16.4 The Simple Pendulum

- A mass  $m$  suspended by a wire of length  $L$  is a simple pendulum and undergoes simple harmonic motion for amplitudes less than about  $15^\circ$ .

The period of a simple pendulum is

$$T = 2\pi\sqrt{\frac{L}{g}},$$

where  $L$  is the length of the string and  $g$  is the acceleration due to gravity.

### 16.5 Energy and the Simple Harmonic Oscillator

- Energy in the simple harmonic oscillator is shared between elastic potential energy and kinetic energy, with the total being constant:

$$\frac{1}{2}mv^2 + \frac{1}{2}kx^2 = \text{constant.}$$

- Maximum velocity depends on three factors: it is directly proportional to amplitude, it is greater for stiffer systems, and it is smaller for objects that have larger masses:

$$v_{\max} = \sqrt{\frac{k}{m}}X.$$

### 16.6 Uniform Circular Motion and Simple Harmonic Motion

A projection of uniform circular motion undergoes simple harmonic oscillation.

### 16.7 Damped Harmonic Motion

- Damped harmonic oscillators have non-conservative forces that dissipate their energy.
- Critical damping returns the system to equilibrium as fast as possible without overshooting.
- An underdamped system will oscillate through the equilibrium position.
- An overdamped system moves more slowly toward equilibrium than one that is critically damped.

### 16.8 Forced Oscillations and Resonance

- A system's natural frequency is the frequency at which the system will oscillate if not affected by driving or damping forces.
- A periodic force driving a harmonic oscillator at its natural frequency produces resonance. The system is said to resonate.
- The less damping a system has, the higher the amplitude of the forced oscillations near resonance. The more damping a system has, the broader response it has to varying driving frequencies.

### 16.9 Waves

- A wave is a disturbance that moves from the point of creation with a wave velocity  $v_w$ .
- A wave has a wavelength  $\lambda$ , which is the distance between adjacent identical parts of the wave.
- Wave velocity and wavelength are related to the wave's frequency and period by  $v_w = \frac{\lambda}{T}$  or  $v_w = f\lambda$ .
- A transverse wave has a disturbance perpendicular to its direction of propagation, whereas a longitudinal wave has a

disturbance parallel to its direction of propagation.

### 16.10 Superposition and Interference

- Superposition is the combination of two waves at the same location.
- Constructive interference occurs when two identical waves are superimposed in phase.
- Destructive interference occurs when two identical waves are superimposed exactly out of phase.
- A standing wave is one in which two waves superimpose to produce a wave that varies in amplitude but does not propagate.
- Nodes are points of no motion in standing waves.
- An antinode is the location of maximum amplitude of a standing wave.
- Waves on a string are resonant standing waves with a fundamental frequency and can occur at higher multiples of the fundamental, called overtones or harmonics.
- Beats occur when waves of similar frequencies  $f_1$  and  $f_2$  are superimposed. The resulting amplitude oscillates with a beat frequency given by

$$f_B = |f_1 - f_2|.$$

### 16.11 Energy in Waves: Intensity

Intensity is defined to be the power per unit area:

$$I = \frac{P}{A} \text{ and has units of } \text{W/m}^2.$$

## Conceptual Questions

### 16.1 Hooke's Law: Stress and Strain Revisited

1. Describe a system in which elastic potential energy is stored.

### 16.3 Simple Harmonic Motion: A Special Periodic Motion

2. What conditions must be met to produce simple harmonic motion?
3. (a) If frequency is not constant for some oscillation, can the oscillation be simple harmonic motion?  
(b) Can you think of any examples of harmonic motion where the frequency may depend on the amplitude?
4. Give an example of a simple harmonic oscillator, specifically noting how its frequency is independent of amplitude.
5. Explain why you expect an object made of a stiff material to vibrate at a higher frequency than a similar object made of a spongy material.
6. As you pass a freight truck with a trailer on a highway, you notice that its trailer is bouncing up and down slowly. Is it more likely that the trailer is heavily loaded or nearly empty? Explain your answer.
7. Some people modify cars to be much closer to the ground than when manufactured. Should they install stiffer springs? Explain your answer.

### 16.4 The Simple Pendulum

8. Pendulum clocks are made to run at the correct rate by adjusting the pendulum's length. Suppose you move from one city to another where the acceleration due to gravity is slightly greater, taking your pendulum clock with you, will you have to lengthen or shorten the pendulum to keep the correct time, other factors remaining constant? Explain your answer.

### 16.5 Energy and the Simple Harmonic Oscillator

9. Explain in terms of energy how dissipative forces such as friction reduce the amplitude of a harmonic oscillator. Also explain how a driving mechanism can compensate. (A pendulum clock is such a system.)

### 16.7 Damped Harmonic Motion

10. Give an example of a damped harmonic oscillator. (They are more common than undamped or simple harmonic oscillators.)
11. How would a car bounce after a bump under each of these conditions?
  - overdamping
  - underdamping
  - critical damping
12. Most harmonic oscillators are damped and, if undriven, eventually come to a stop. How is this observation related to the second law of thermodynamics?

### 16.8 Forced Oscillations and Resonance

13. Why are soldiers in general ordered to "route step" (walk out of step) across a bridge?

### 16.9 Waves

14. Give one example of a transverse wave and another of a longitudinal wave, being careful to note the relative directions of the disturbance and wave propagation in each.
15. What is the difference between propagation speed and the frequency of a wave? Does one or both affect wavelength? If so, how?

### 16.10 Superposition and Interference

16. Speakers in stereo systems have two color-coded terminals to indicate how to hook up the wires. If the wires are reversed, the speaker moves in a direction opposite that of a properly connected speaker. Explain why it is important to have both speakers connected the same way.

### 16.11 Energy in Waves: Intensity

17. Two identical waves undergo pure constructive interference. Is the resultant intensity twice that of the individual waves? Explain your answer.
18. Circular water waves decrease in amplitude as they move away from where a rock is dropped. Explain why.

## Problems & Exercises

### 16.1 Hooke's Law: Stress and Strain Revisited

- Fish are hung on a spring scale to determine their mass (most fishermen feel no obligation to truthfully report the mass).
  - What is the force constant of the spring in such a scale if it the spring stretches 8.00 cm for a 10.0 kg load?
  - What is the mass of a fish that stretches the spring 5.50 cm?
  - How far apart are the half-kilogram marks on the scale?
- It is weigh-in time for the local under-85-kg rugby team. The bathroom scale used to assess eligibility can be described by Hooke's law and is depressed 0.75 cm by its maximum load of 120 kg. (a) What is the spring's effective spring constant? (b) A player stands on the scales and depresses it by 0.48 cm. Is he eligible to play on this under-85 kg team?
- One type of BB gun uses a spring-driven plunger to blow the BB from its barrel. (a) Calculate the force constant of its plunger's spring if you must compress it 0.150 m to drive the 0.0500-kg plunger to a top speed of 20.0 m/s. (b) What force must be exerted to compress the spring?
- (a) The springs of a pickup truck act like a single spring with a force constant of  $1.30 \times 10^5$  N/m. By how much will the truck be depressed by its maximum load of 1000 kg? (b) If the pickup truck has four identical springs, what is the force constant of each?
- When an 80.0-kg man stands on a pogo stick, the spring is compressed 0.120 m.
  - What is the force constant of the spring? (b) Will the spring be compressed more when he hops down the road?
- A spring has a length of 0.200 m when a 0.300-kg mass hangs from it, and a length of 0.750 m when a 1.95-kg mass hangs from it. (a) What is the force constant of the spring? (b) What is the unloaded length of the spring?

### 16.2 Period and Frequency in Oscillations

- What is the period of 60.0 Hz electrical power?
- If your heart rate is 150 beats per minute during strenuous exercise, what is the time per beat in units of seconds?
- Find the frequency of a tuning fork that takes  $2.50 \times 10^{-3}$  s to complete one oscillation.
- A stroboscope is set to flash every  $8.00 \times 10^{-5}$  s. What is the frequency of the flashes?
- A tire has a tread pattern with a crevice every 2.00 cm. Each crevice makes a single vibration as the tire moves. What is the frequency of these vibrations if the car moves at 30.0 m/s?

#### 12. Engineering Application

- Each piston of an engine makes a sharp sound every other revolution of the engine. (a) How fast is a race car going if its eight-cylinder engine emits a sound of frequency 750 Hz, given that the engine makes 2000 revolutions per kilometer? (b) At how many revolutions per minute is the engine rotating?

### 16.3 Simple Harmonic Motion: A Special Periodic Motion

- A type of cuckoo clock keeps time by having a mass bouncing on a spring, usually something cute like a cherub in a chair. What force constant is needed to produce a period of 0.500 s for a 0.0150-kg mass?
- If the spring constant of a simple harmonic oscillator is doubled, by what factor will the mass of the system need to change in order for the frequency of the motion to remain the same?
- A 0.500-kg mass suspended from a spring oscillates with a period of 1.50 s. How much mass must be added to the object to change the period to 2.00 s?
- By how much leeway (both percentage and mass) would you have in the selection of the mass of the object in the previous problem if you did not wish the new period to be greater than 2.01 s or less than 1.99 s?
- Suppose you attach the object with mass  $m$  to a vertical spring originally at rest, and let it bounce up and down. You release the object from rest at the spring's original rest length. (a) Show that the spring exerts an upward force of  $2.00 mg$  on the object at its lowest point. (b) If the spring has a force constant of 10.0 N/m and a 0.25-kg-mass object is set in motion as described, find the amplitude of the oscillations. (c) Find the maximum velocity.
- A diver on a diving board is undergoing simple harmonic motion. Her mass is 55.0 kg and the period of her motion is 0.800 s. The next diver is a male whose period of simple harmonic oscillation is 1.05 s. What is his mass if the mass of the board is negligible?
- Suppose a diving board with no one on it bounces up and down in a simple harmonic motion with a frequency of 4.00 Hz. The board has an effective mass of 10.0 kg. What is the frequency of the simple harmonic motion of a 75.0-kg diver on the board?

20.



**Figure 16.46** This child's toy relies on springs to keep infants entertained. (credit: By Humboldthead, Flickr)

The device pictured in **Figure 16.46** entertains infants while keeping them from wandering. The child bounces in a harness suspended from a door frame by a spring constant.

- (a) If the spring stretches 0.250 m while supporting an 8.0-kg child, what is its spring constant?
- (b) What is the time for one complete bounce of this child? (c) What is the child's maximum velocity if the amplitude of her bounce is 0.200 m?

**21.** A 90.0-kg skydiver hanging from a parachute bounces up and down with a period of 1.50 s. What is the new period of oscillation when a second skydiver, whose mass is 60.0 kg, hangs from the legs of the first, as seen in **Figure 16.47**.



**Figure 16.47** The oscillations of one skydiver are about to be affected by a second skydiver. (credit: U.S. Army, www.army.mil)

## 16.4 The Simple Pendulum

As usual, the acceleration due to gravity in these problems is taken to be  $g = 9.80 \text{ m/s}^2$ , unless otherwise specified.

**22.** What is the length of a pendulum that has a period of 0.500 s?

**23.** Some people think a pendulum with a period of 1.00 s can be driven with "mental energy" or psycho kinetically, because its period is the same as an average heartbeat. True or not, what is the length of such a pendulum?

**24.** What is the period of a 1.00-m-long pendulum?

**25.** How long does it take a child on a swing to complete one swing if her center of gravity is 4.00 m below the pivot?

**26.** The pendulum on a cuckoo clock is 5.00 cm long. What is its frequency?

**27.** Two parakeets sit on a swing with their combined center of mass 10.0 cm below the pivot. At what frequency do they swing?

**28.** (a) A pendulum that has a period of 3.00000 s and that is located where the acceleration due to gravity is  $9.79 \text{ m/s}^2$  is moved to a location where the acceleration due to gravity is  $9.82 \text{ m/s}^2$ . What is its new period? (b) Explain why so many digits are needed in the value for the period, based on the relation between the period and the acceleration due to gravity.

**29.** A pendulum with a period of 2.00000 s in one location ( $g = 9.80 \text{ m/s}^2$ ) is moved to a new location where the period is now 1.99796 s. What is the acceleration due to gravity at its new location?

**30.** (a) What is the effect on the period of a pendulum if you double its length?

(b) What is the effect on the period of a pendulum if you decrease its length by 5.00%?

**31.** Find the ratio of the new/old periods of a pendulum if the pendulum were transported from Earth to the Moon, where the acceleration due to gravity is  $1.63 \text{ m/s}^2$ .

**32.** At what rate will a pendulum clock run on the Moon, where the acceleration due to gravity is  $1.63 \text{ m/s}^2$ , if it keeps time accurately on Earth? That is, find the time (in hours) it takes the clock's hour hand to make one revolution on the Moon.

**33.** Suppose the length of a clock's pendulum is changed by 1.000%, exactly at noon one day. What time will it read 24.00 hours later, assuming it the pendulum has kept perfect time before the change? Note that there are two answers, and perform the calculation to four-digit precision.

**34.** If a pendulum-driven clock gains 5.00 s/day, what fractional change in pendulum length must be made for it to keep perfect time?

## 16.5 Energy and the Simple Harmonic Oscillator

**35.** The length of nylon rope from which a mountain climber is suspended has a force constant of  $1.40 \times 10^4 \text{ N/m}$ .

(a) What is the frequency at which he bounces, given his mass plus and the mass of his equipment are 90.0 kg?

(b) How much would this rope stretch to break the climber's fall if he free-falls 2.00 m before the rope runs out of slack? Hint: Use conservation of energy.

(c) Repeat both parts of this problem in the situation where twice this length of nylon rope is used.

### 36. Engineering Application

Near the top of the Citigroup Center building in New York City, there is an object with mass of  $4.00 \times 10^5$  kg on springs that have adjustable force constants. Its function is to dampen wind-driven oscillations of the building by oscillating at the same frequency as the building is being driven—the driving force is transferred to the object, which oscillates instead of the entire building. (a) What effective force constant should the springs have to make the object oscillate with a period of 2.00 s? (b) What energy is stored in the springs for a 2.00-m displacement from equilibrium?

## 16.6 Uniform Circular Motion and Simple Harmonic Motion

37. (a) What is the maximum velocity of an 85.0-kg person bouncing on a bathroom scale having a force constant of  $1.50 \times 10^6$  N/m, if the amplitude of the bounce is 0.200 cm? (b) What is the maximum energy stored in the spring?

38. A novelty clock has a 0.0100-kg mass object bouncing on a spring that has a force constant of 1.25 N/m. What is the maximum velocity of the object if the object bounces 3.00 cm above and below its equilibrium position? (b) How many joules of kinetic energy does the object have at its maximum velocity?

39. At what positions is the speed of a simple harmonic oscillator half its maximum? That is, what values of  $x/X$  give  $v = \pm v_{\max}/2$ , where  $X$  is the amplitude of the motion?

40. A ladybug sits 12.0 cm from the center of a Beatles music album spinning at 33.33 rpm. What is the maximum velocity of its shadow on the wall behind the turntable, if illuminated parallel to the record by the parallel rays of the setting Sun?

## 16.7 Damped Harmonic Motion

41. The amplitude of a lightly damped oscillator decreases by 3.0% during each cycle. What percentage of the mechanical energy of the oscillator is lost in each cycle?

## 16.8 Forced Oscillations and Resonance

42. How much energy must the shock absorbers of a 1200-kg car dissipate in order to damp a bounce that initially has a velocity of 0.800 m/s at the equilibrium position? Assume the car returns to its original vertical position.

43. If a car has a suspension system with a force constant of  $5.00 \times 10^4$  N/m, how much energy must the car's shocks remove to dampen an oscillation starting with a maximum displacement of 0.0750 m?

44. (a) How much will a spring that has a force constant of 40.0 N/m be stretched by an object with a mass of 0.500 kg when hung motionless from the spring? (b) Calculate the decrease in gravitational potential energy of the 0.500-kg object when it descends this distance. (c) Part of this gravitational energy goes into the spring. Calculate the energy stored in the spring by this stretch, and compare it with the gravitational potential energy. Explain where the rest of the energy might go.

45. Suppose you have a 0.750-kg object on a horizontal surface connected to a spring that has a force constant of 150 N/m. There is simple friction between the object and surface with a static coefficient of friction  $\mu_s = 0.100$ . (a) How far can the spring be stretched without moving the mass? (b) If the object is set into oscillation with an amplitude twice the distance found in part (a), and the kinetic coefficient of friction is  $\mu_k = 0.0850$ , what total distance does it travel before stopping? Assume it starts at the maximum amplitude.

46. Engineering Application: A suspension bridge oscillates with an effective force constant of  $1.00 \times 10^8$  N/m. (a) How much energy is needed to make it oscillate with an amplitude of 0.100 m? (b) If soldiers march across the bridge with a cadence equal to the bridge's natural frequency and impart  $1.00 \times 10^4$  J of energy each second, how long does it take for the bridge's oscillations to go from 0.100 m to 0.500 m amplitude?

## 16.9 Waves

47. Storms in the South Pacific can create waves that travel all the way to the California coast, which are 12,000 km away. How long does it take them if they travel at 15.0 m/s?

48. Waves on a swimming pool propagate at 0.750 m/s. You splash the water at one end of the pool and observe the wave go to the opposite end, reflect, and return in 30.0 s. How far away is the other end of the pool?

49. Wind gusts create ripples on the ocean that have a wavelength of 5.00 cm and propagate at 2.00 m/s. What is their frequency?

50. How many times a minute does a boat bob up and down on ocean waves that have a wavelength of 40.0 m and a propagation speed of 5.00 m/s?

51. Scouts at a camp shake the rope bridge they have just crossed and observe the wave crests to be 8.00 m apart. If they shake it the bridge twice per second, what is the propagation speed of the waves?

52. What is the wavelength of the waves you create in a swimming pool if you splash your hand at a rate of 2.00 Hz and the waves propagate at 0.800 m/s?

53. What is the wavelength of an earthquake that shakes you with a frequency of 10.0 Hz and gets to another city 84.0 km away in 12.0 s?

54. Radio waves transmitted through space at  $3.00 \times 10^8$  m/s by the Voyager spacecraft have a wavelength of 0.120 m. What is their frequency?

55. Your ear is capable of differentiating sounds that arrive at the ear just 1.00 ms apart. What is the minimum distance between two speakers that produce sounds that arrive at noticeably different times on a day when the speed of sound is 340 m/s?

**56.** (a) Seismographs measure the arrival times of earthquakes with a precision of 0.100 s. To get the distance to the epicenter of the quake, they compare the arrival times of S- and P-waves, which travel at different speeds. **Figure 16.48**) If S- and P-waves travel at 4.00 and 7.20 km/s, respectively, in the region considered, how precisely can the distance to the source of the earthquake be determined? (b) Seismic waves from underground detonations of nuclear bombs can be used to locate the test site and detect violations of test bans. Discuss whether your answer to (a) implies a serious limit to such detection. (Note also that the uncertainty is greater if there is an uncertainty in the propagation speeds of the S- and P-waves.)



**Figure 16.48** A seismograph as described in above problem. (credit: Oleg Alexandrov)

### 16.10 Superposition and Interference

- 57.** A car has two horns, one emitting a frequency of 199 Hz and the other emitting a frequency of 203 Hz. What beat frequency do they produce?
- 58.** The middle-C hammer of a piano hits two strings, producing beats of 1.50 Hz. One of the strings is tuned to 260.00 Hz. What frequencies could the other string have?
- 59.** Two tuning forks having frequencies of 460 and 464 Hz are struck simultaneously. What average frequency will you hear, and what will the beat frequency be?
- 60.** Twin jet engines on an airplane are producing an average sound frequency of 4100 Hz with a beat frequency of 0.500 Hz. What are their individual frequencies?
- 61.** A wave traveling on a Slinky® that is stretched to 4 m takes 2.4 s to travel the length of the Slinky and back again. (a) What is the speed of the wave? (b) Using the same Slinky stretched to the same length, a standing wave is created which consists of three antinodes and four nodes. At what frequency must the Slinky be oscillating?
- 62.** Three adjacent keys on a piano (F, F-sharp, and G) are struck simultaneously, producing frequencies of 349, 370, and 392 Hz. What beat frequencies are produced by this discordant combination?

### 16.11 Energy in Waves: Intensity

#### 63. Medical Application

Ultrasound of intensity  $1.50 \times 10^2 \text{ W/m}^2$  is produced by the rectangular head of a medical imaging device measuring 3.00 by 5.00 cm. What is its power output?

**64.** The low-frequency speaker of a stereo set has a surface area of  $0.05 \text{ m}^2$  and produces 1W of acoustical power. What is the intensity at the speaker? If the speaker projects sound uniformly in all directions, at what distance from the speaker is the intensity  $0.1 \text{ W/m}^2$ ?

**65.** To increase intensity of a wave by a factor of 50, by what factor should the amplitude be increased?

#### 66. Engineering Application

A device called an insolation meter is used to measure the intensity of sunlight has an area of  $100 \text{ cm}^2$  and registers 6.50 W. What is the intensity in  $\text{W/m}^2$ ?

#### 67. Astronomy Application

Energy from the Sun arrives at the top of the Earth's atmosphere with an intensity of  $1.30 \text{ kW/m}^2$ . How long does it take for  $1.8 \times 10^9 \text{ J}$  to arrive on an area of  $1.00 \text{ m}^2$ ?

**68.** Suppose you have a device that extracts energy from ocean breakers in direct proportion to their intensity. If the device produces 10.0 kW of power on a day when the breakers are 1.20 m high, how much will it produce when they are 0.600 m high?

#### 69. Engineering Application

(a) A photovoltaic array of (solar cells) is 10.0% efficient in gathering solar energy and converting it to electricity. If the average intensity of sunlight on one day is  $700 \text{ W/m}^2$ , what area should your array have to gather energy at the rate of 100 W? (b) What is the maximum cost of the array if it must pay for itself in two years of operation averaging 10.0 hours per day? Assume that it earns money at the rate of 9.00 ¢ per kilowatt-hour.

**70.** A microphone receiving a pure sound tone feeds an oscilloscope, producing a wave on its screen. If the sound intensity is originally  $2.00 \times 10^{-5} \text{ W/m}^2$ , but is turned up until the amplitude increases by 30.0%, what is the new intensity?

#### 71. Medical Application

(a) What is the intensity in  $\text{W/m}^2$  of a laser beam used to burn away cancerous tissue that, when 90.0% absorbed, puts 500 J of energy into a circular spot 2.00 mm in diameter in 4.00 s? (b) Discuss how this intensity compares to the average intensity of sunlight (about  $700 \text{ W/m}^2$ ) and the implications that would have if the laser beam entered your eye. Note how your answer depends on the time duration of the exposure.

## Test Prep for AP® Courses

### 16.1 Hooke's Law: Stress and Strain Revisited

1. Which of the following represents the distance (how much ground the particle covers) moved by a particle in a simple harmonic motion in one time period? (Here,  $A$  represents the amplitude of the oscillation.)

- 0 cm
- $A$  cm
- $2A$  cm
- $4A$  cm

2. A spring has a spring constant of  $80 \text{ N}\cdot\text{m}^{-1}$ . What is the force required to (a) compress the spring by 5 cm and (b) expand the spring by 15 cm?

3. In the formula  $F = -kx$ , what does the minus sign indicate?

- It indicates that the restoring force is in the direction of the displacement.
- It indicates that the restoring force is in the direction opposite the displacement.
- It indicates that mechanical energy in the system decreases when a system undergoes oscillation.
- None of the above

4. The splashing of a liquid resembles an oscillation. The restoring force in this scenario will be due to which of the following?

- Potential energy
- Kinetic energy
- Gravity
- Mechanical energy

### 16.2 Period and Frequency in Oscillations

5. A mass attached to a spring oscillates and completes 50 full cycles in 30 s. What is the time period and frequency of this system?

### 16.3 Simple Harmonic Motion: A Special Periodic Motion

6. Use these figures to answer the following questions.

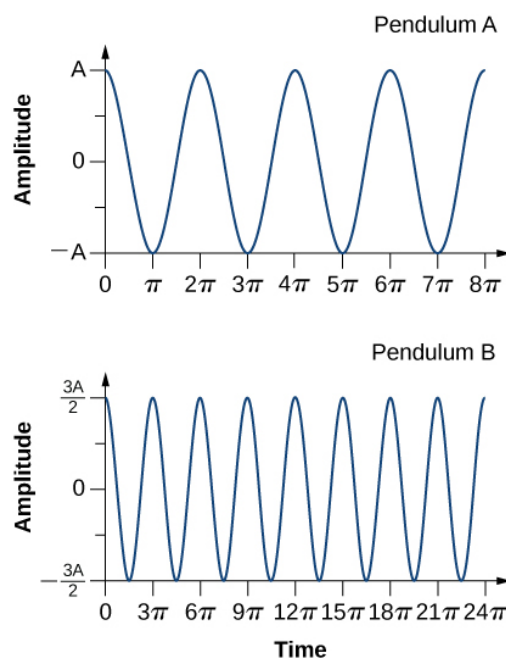


Figure 16.49

- Which of the two pendulums oscillates with larger amplitude?
- Which of the two pendulums oscillates at a higher frequency?

7. A particle of mass 100 g undergoes a simple harmonic motion. The restoring force is provided by a spring with a spring constant of  $40 \text{ N}\cdot\text{m}^{-1}$ . What is the period of oscillation?

- $10\pi$
- $0.5\pi$
- $0.1\pi$
- $1\pi$

8. The graph shows the simple harmonic motion of a mass  $m$  attached to a spring with spring constant  $k$ .

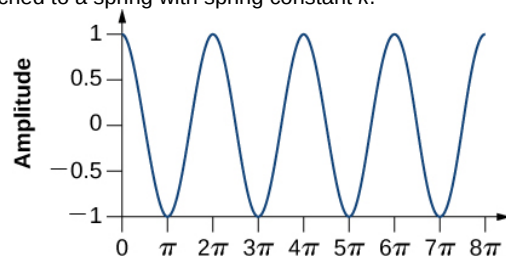


Figure 16.50

What is the displacement at time  $8\pi$ ?

- 1 m
- 0 m
- Not defined
- 1 m

9. A pendulum of mass 200 g undergoes simple harmonic motion when acted upon by a force of 15 N. The pendulum crosses the point of equilibrium at a speed of  $5 \text{ m}\cdot\text{s}^{-1}$ . What is the energy of the pendulum at the center of the oscillation?

### 16.4 The Simple Pendulum

10. A ball is attached to a string of length 4 m to make a



pendulum. The pendulum is placed at a location that is away from the Earth's surface by twice the radius of the Earth. What is the acceleration due to gravity at that height and what is the period of the oscillations?

11. Which of the following gives the correct relation between the acceleration due to gravity and period of a pendulum?

- $g = \frac{2\pi L}{T^2}$
- $g = \frac{4\pi^2 L}{T^2}$
- $g = \frac{2\pi L}{T}$
- $g = \frac{2\pi^2 L}{T}$

12. Tom has two pendulums with him. Pendulum 1 has a ball of mass 0.1 kg attached to it and has a length of 5 m. Pendulum 2 has a ball of mass 0.5 kg attached to a string of length 1 m. How does mass of the ball affect the frequency of the pendulum? Which pendulum will have a higher frequency and why?

### 16.5 Energy and the Simple Harmonic Oscillator

13. A mass of 1 kg undergoes simple harmonic motion with amplitude of 1 m. If the period of the oscillation is 1 s, calculate the internal energy of the system.

### 16.6 Uniform Circular Motion and Simple Harmonic Motion

14. In the equation  $x = A \sin \omega t$ , what values can the position  $x$  take?

- 1 to +1
- A to +A
- 0
- t to t

### 16.7 Damped Harmonic Motion

15. The non-conservative damping force removes energy from a system in which form?

- Mechanical energy
- Electrical energy
- Thermal energy
- None of the above

16. The time rate of change of mechanical energy for a damped oscillator is always:

- 0
- Negative
- Positive
- Undefined

17. A 0.5-kg object is connected to a spring that undergoes oscillatory motion. There is friction between the object and the surface it is kept on given by coefficient of friction  $\mu_k = 0.06$ . If the object is released 0.2 m from equilibrium, what is the distance that the object travels? Given that the force constant of the spring is  $50 \text{ N m}^{-1}$  and the frictional force between the objects is 0.294 N.

### 16.8 Forced Oscillations and Resonance

18. How is constant amplitude sustained in forced oscillations?

### 16.9 Waves

19. What is the difference between the waves coming from a tuning fork and electromagnetic waves?

20. Represent longitudinal and transverse waves in a graphical form.

21. Why is the sound produced by a tambourine different from that produced by drums?

22. A transverse wave is traveling left to right. Which of the following is correct about the motion of particles in the wave?

- The particles move up and down when the wave travels in a vacuum.
- The particles move left and right when the wave travels in a medium.
- The particles move up and down when the wave travels in a medium.
- The particles move right and left when the wave travels in a vacuum.

23.

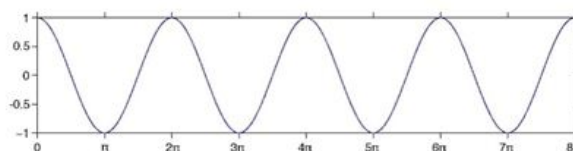


Figure 16.51 The graph shows propagation of a mechanical wave. What is the wavelength of this wave?

### 16.10 Superposition and Interference

24. A guitar string has a number of frequencies at which it vibrates naturally. Which of the following is true in this context?

- The resonant frequencies of the string are integer multiples of fundamental frequencies.
- The resonant frequencies of the string are not integer multiples of fundamental frequencies.
- They have harmonic overtones.
- None of the above

25. Explain the principle of superposition with figures that show the changes in the wave amplitude.

26. In this figure which points represent the points of constructive interference?

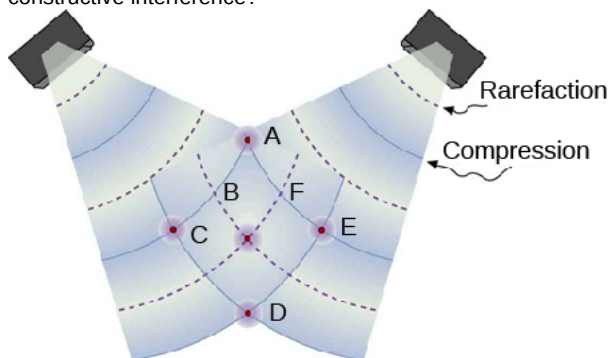


Figure 16.52

- A, B, F
- A, B, C, D, E, F
- A, C, D, E
- A, B, D

27. A string is fixed on both sides. It is snapped from both

ends at the same time by applying an equal force. What happens to the shape of the waves generated in the string? Also, will you observe an overlap of waves?

**28.** In the preceding question, what would happen to the amplitude of the waves generated in this way? Also, consider another scenario where the string is snapped up from one end and down from the other end. What will happen in this situation?

**29.** Two sine waves travel in the same direction in a medium. The amplitude of each wave is  $A$ , and the phase difference between the two is  $180^\circ$ . What is the resultant amplitude?

- a.  $2A$
- b.  $3A$
- c.  $0$
- d.  $9A$

**30.** Standing wave patterns consist of nodes and antinodes formed by repeated interference between two waves of the same frequency traveling in opposite directions. What are nodes and antinodes and how are they produced?